

USG CEILINGS PLUS - ILLUSIONS™ Detail Index Part 1

Sheet Number	Sheet Name	View Name
UCPI 1	USG CEILINGS PLUS ILLUSIONS™	PERIMETER DETAIL - EXTERIOR
UCPI 2	USG CEILINGS PLUS ILLUSIONS™	CEILING PANEL AT LIGHT DETAIL
UCPI 3	USG CEILINGS PLUS ILLUSIONS™	LIGHT COVE DETAIL
UCPI 4	USG CEILINGS PLUS ILLUSIONS™	LIGHT FIXTURE DETAIL
UCPI 5	USG CEILINGS PLUS ILLUSIONS™	LIGHT FIXTURE FRAME DETAIL
UCPI 6	USG CEILINGS PLUS ILLUSIONS™	CEILING DIFFUSER DETAIL 1
UCPI 7	USG CEILINGS PLUS ILLUSIONS™	DIFFUSER SECTIONS, ILL_MOD2C
UCPI 8	USG CEILINGS PLUS ILLUSIONS™	PERIMETER DETAIL 1
UCPI 9	USG CEILINGS PLUS ILLUSIONS™	PERIMETER DETAIL 2
UCPI 10	USG CEILINGS PLUS ILLUSIONS™	PERIMETER DETAIL 1 @ BLACK IRON CLIP
UCPI 11	USG CEILINGS PLUS ILLUSIONS™	PERIMETER DETAIL 2 @ BLACK IRON CLIP
UCPI 12	USG CEILINGS PLUS ILLUSIONS™	PERIMETER DETAIL 3
UCPI 13	USG CEILINGS PLUS ILLUSIONS™	PERIMETER DETAIL 4
UCPI 14	USG CEILINGS PLUS ILLUSIONS™	PERIMETER DETAIL 5
UCPI 15	USG CEILINGS PLUS ILLUSIONS™	PERIMETER DETAIL 6
UCPI 16	USG CEILINGS PLUS ILLUSIONS™	PERIMETER DETAIL 7
UCPI 17	USG CEILINGS PLUS ILLUSIONS™	PERIMETER DETAIL 8
UCPI 18	USG CEILINGS PLUS ILLUSIONS™	PERIMETER DETAIL 9
UCPI 19	USG CEILINGS PLUS ILLUSIONS™	PANEL JOINT DETAIL 1
UCPI 20	USG CEILINGS PLUS ILLUSIONS™	PERIMETER DETAIL 3 @ BLACK IRON CLIP
UCPI 21	USG CEILINGS PLUS ILLUSIONS™	PERIMETER DETAIL 4 @ BLACK IRON CLIP
UCPI 22	USG CEILINGS PLUS ILLUSIONS™	PERIMETER DETAIL 10
UCPI 23	USG CEILINGS PLUS ILLUSIONS™	PERIMETER DETAIL 5 @ BLACK IRON CLIP
UCPI 24	USG CEILINGS PLUS ILLUSIONS™	PERIMETER DETAIL 11
UCPI 25	USG CEILINGS PLUS ILLUSIONS™	PERIMETER DETAIL 6 @ BLACK IRON CLIP
UCPI 26	USG CEILINGS PLUS ILLUSIONS™	PERIMETER DETAIL 12
UCPI 27	USG CEILINGS PLUS ILLUSIONS™	PERIMETER DETAIL 13
UCPI 28	USG CEILINGS PLUS ILLUSIONS™	PERIMETER DETAIL 14
UCPI 29	USG CEILINGS PLUS ILLUSIONS™	PERIMETER DETAIL 15
UCPI 30	USG CEILINGS PLUS ILLUSIONS™	PERIMETER DETAIL 16
UCPI 31	USG CEILINGS PLUS ILLUSIONS™	PERIMETER DETAIL 17
UCPI 32	USG CEILINGS PLUS ILLUSIONS™	PERIMETER DETAIL 18
UCPI 33	USG CEILINGS PLUS ILLUSIONS™	PERIMETER DETAIL 33
UCPI 34	USG CEILINGS PLUS ILLUSIONS™	PERIMETER DETAIL 7 @ BLACK IRON CLIP
UCPI 35	USG CEILINGS PLUS ILLUSIONS™	PERIMETER DETAIL 20



6711 E. Washington Boulevard Los Angeles, California 90040
Tel. 800-822-3411 - Fax: 323-724-8249
Email: info@ceilingsplus.com Website: www.ceilingsplus.com

USG CEILINGS PLUS ILLUSIONS™ DETAIL LIST

ISSUE RECORD:

DATE:
2/8/2019 9:02:45 AM

SHEET INFORMATION:

UCPI 0A

DISCLAIMER: THE USG PRODUCT INFORMATION CONTAINED HEREIN ARE INTENDED FOR USE AS PRODUCT REFERENCE MATERIAL BY ARCHITECTS, ENGINEERS, AND OTHER DESIGN PROFESSIONALS, CONTRACTORS, BUILDING CODE OFFICIALS, OR OTHER COMPETENT CONSTRUCTION INDUSTRY TRADE PROFESSIONALS HAVING AN INTEREST IN THE SELECTION, SPECIFICATION, AND USE OF PRODUCTS MANUFACTURED BY THE SUBSIDIARIES OF USG CORPORATION. THE DRAWINGS ARE INTENDED SOLELY AS TECHNICAL SUPPORT INCIDENT TO THE SALE AND USE OF USG PRODUCTS AND NOT INTENDED TO BE A SUBSTITUTE FOR THE DESIGN REVIEW AND APPROVAL OF THE LICENSED DESIGN PROFESSIONALS FOR THE PROJECT. THESE MATERIALS MAY BE PRINTED AND/OR TRANSFERRED ELECTRONICALLY SOLELY AS NEEDED BY THE USER. BECAUSE CAD ELECTRONIC FILES AND BIM (BUILDING INFORMATION MODELING) FILES CAN BE MODIFIED BY OTHER PARTIES, WITHOUT NOTICE OR INDICATION OF SUCH MODIFICATIONS, MODIFICATION OF USG PRODUCT CAD DRAWINGS IS THE SOLE RESPONSIBILITY OF THE DESIGN PROFESSIONAL.

USG CEILINGS PLUS - ILLUSIONS™ Detail Index Part 2

Sheet Number	Sheet Name	View Name
UCPI 36	USG CEILINGS PLUS ILLUSIONS™	PERIMETER DETAIL 8 @ BLACK IRON CLIP
UCPI 37	USG CEILINGS PLUS ILLUSIONS™	PANEL JOINT DETAIL 2
UCPI 38	USG CEILINGS PLUS ILLUSIONS™	PANEL JOINT DETAIL 9 @ BLACK IRON CLIP
UCPI 39	USG CEILINGS PLUS ILLUSIONS™	PANEL JOINT DETAIL 10 @ BLACK IRON CLIP
UCPI 40	USG CEILINGS PLUS ILLUSIONS™	PANEL JOINT DETAIL 11 @ BLACK IRON CLIP
UCPI 41	USG CEILINGS PLUS ILLUSIONS™	PANEL JOINT DETAIL 12 @ BLACK IRON CLIP
UCPI 42	USG CEILINGS PLUS ILLUSIONS™	PANEL JOINT DETAIL 3
UCPI 43	USG CEILINGS PLUS ILLUSIONS™	PANEL JOINT DETAIL 4
UCPI 44	USG CEILINGS PLUS ILLUSIONS™	PANEL JOINT DETAIL 5
UCPI 45	USG CEILINGS PLUS ILLUSIONS™	PANEL JOINT DETAIL 6
UCPI 46	USG CEILINGS PLUS ILLUSIONS™	PANEL JOINT DETAIL 7
UCPI 47	USG CEILINGS PLUS ILLUSIONS™	PANEL JOINT DETAIL 8
UCPI 48	USG CEILINGS PLUS ILLUSIONS™	PANEL JOINT DETAIL 9
UCPI 49	USG CEILINGS PLUS ILLUSIONS™	PANEL JOINT DETAIL 10
UCPI 50	USG CEILINGS PLUS ILLUSIONS™	PANEL JOINT DETAIL 11
UCPI 51	USG CEILINGS PLUS ILLUSIONS™	PANEL JOINT DETAIL 12
UCPI 52	USG CEILINGS PLUS ILLUSIONS™	PANEL JOINT DETAIL 13
UCPI 53	USG CEILINGS PLUS ILLUSIONS™	PANEL JOINT DETAIL 14
UCPI 54	USG CEILINGS PLUS ILLUSIONS™	PANEL JOINT DETAIL 15



6711 E. Washington Boulevard Los Angeles, California 90040
Tel. 800-822-3411 - Fax: 323-724-8249
Email: info@ceilingsplus.com Website: www.ceilingsplus.com

USG CEILINGS PLUS ILLUSIONS™ DETAIL LIST

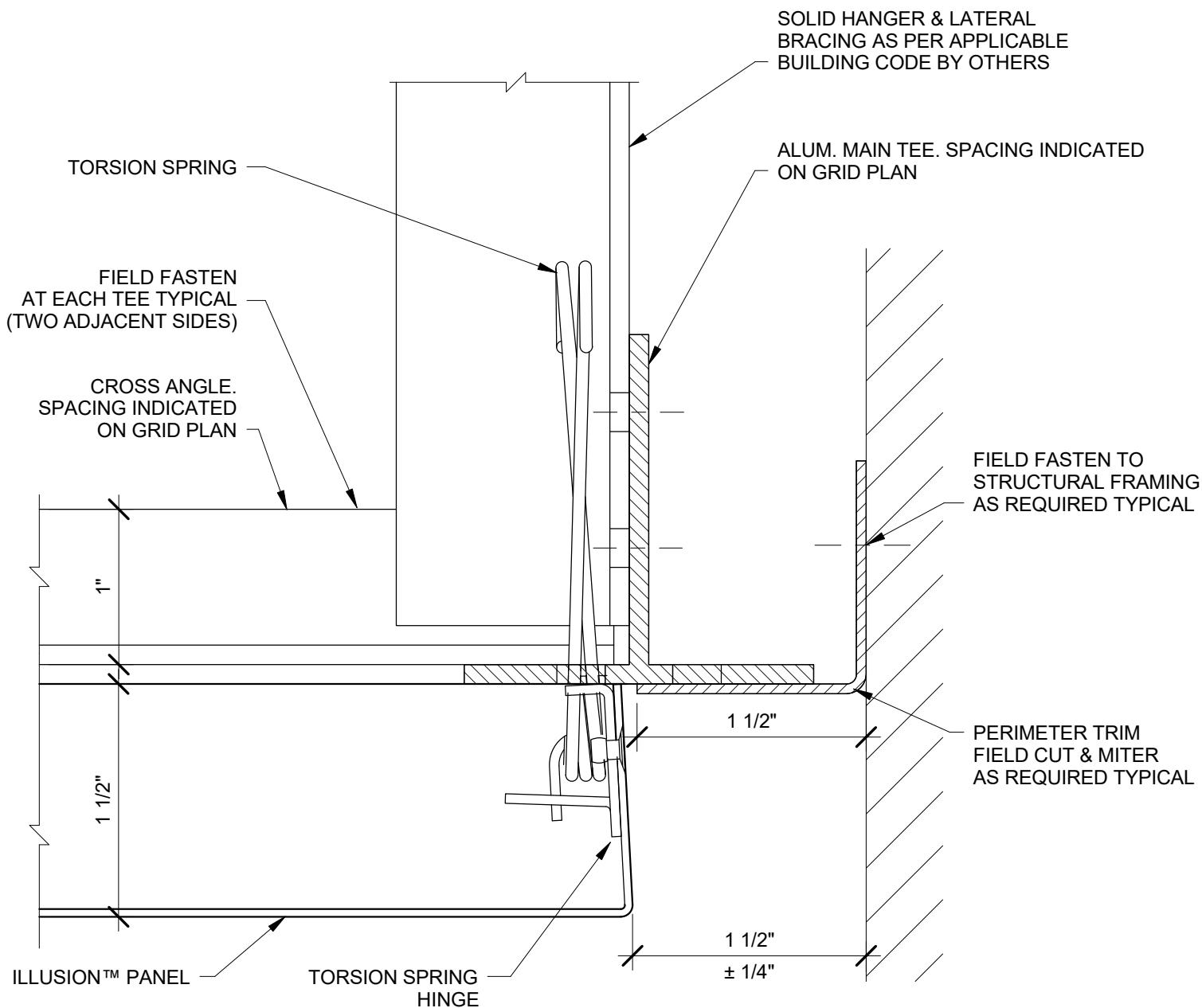
ISSUE RECORD:

DATE:
2/8/2019 9:02:45 AM

SHEET INFORMATION:

UCPI 0B

DISCLAIMER: THE USG PRODUCT INFORMATION CONTAINED HEREIN ARE INTENDED FOR USE AS PRODUCT REFERENCE MATERIAL BY ARCHITECTS, ENGINEERS, AND OTHER DESIGN PROFESSIONALS, CONTRACTORS, BUILDING CODE OFFICIALS, OR OTHER COMPETENT CONSTRUCTION INDUSTRY TRADE PROFESSIONALS HAVING AN INTEREST IN THE SELECTION, SPECIFICATION, AND USE OF PRODUCTS MANUFACTURED BY THE SUBSIDIARIES OF USG CORPORATION. THE DRAWINGS ARE INTENDED SOLELY AS TECHNICAL SUPPORT INCIDENT TO THE SALE AND USE OF USG PRODUCTS AND NOT INTENDED TO BE A SUBSTITUTE FOR THE DESIGN REVIEW AND APPROVAL OF THE LICENSED DESIGN PROFESSIONALS FOR THE PROJECT. THESE MATERIALS MAY BE PRINTED AND/OR TRANSFERRED ELECTRONICALLY SOLELY AS NEEDED BY THE USER. BECAUSE CAD ELECTRONIC FILES AND BIM (BUILDING INFORMATION MODELING) FILES CAN BE MODIFIED BY OTHER PARTIES, WITHOUT NOTICE OR INDICATION OF SUCH MODIFICATIONS, MODIFICATION OF USG PRODUCT CAD DRAWINGS IS THE SOLE RESPONSIBILITY OF THE DESIGN PROFESSIONAL.



USG CEILING PLUS - ILLUSIONS™
 PERIMETER DETAIL - EXTERIOR
 12" = 1'-0"



6711 E. Washington Boulevard Los Angeles, California 90040
 Tel. 800-822-3411 - Fax: 323-724-8249
 Email: info@ceilingsplus.com Website: www.ceilingsplus.com

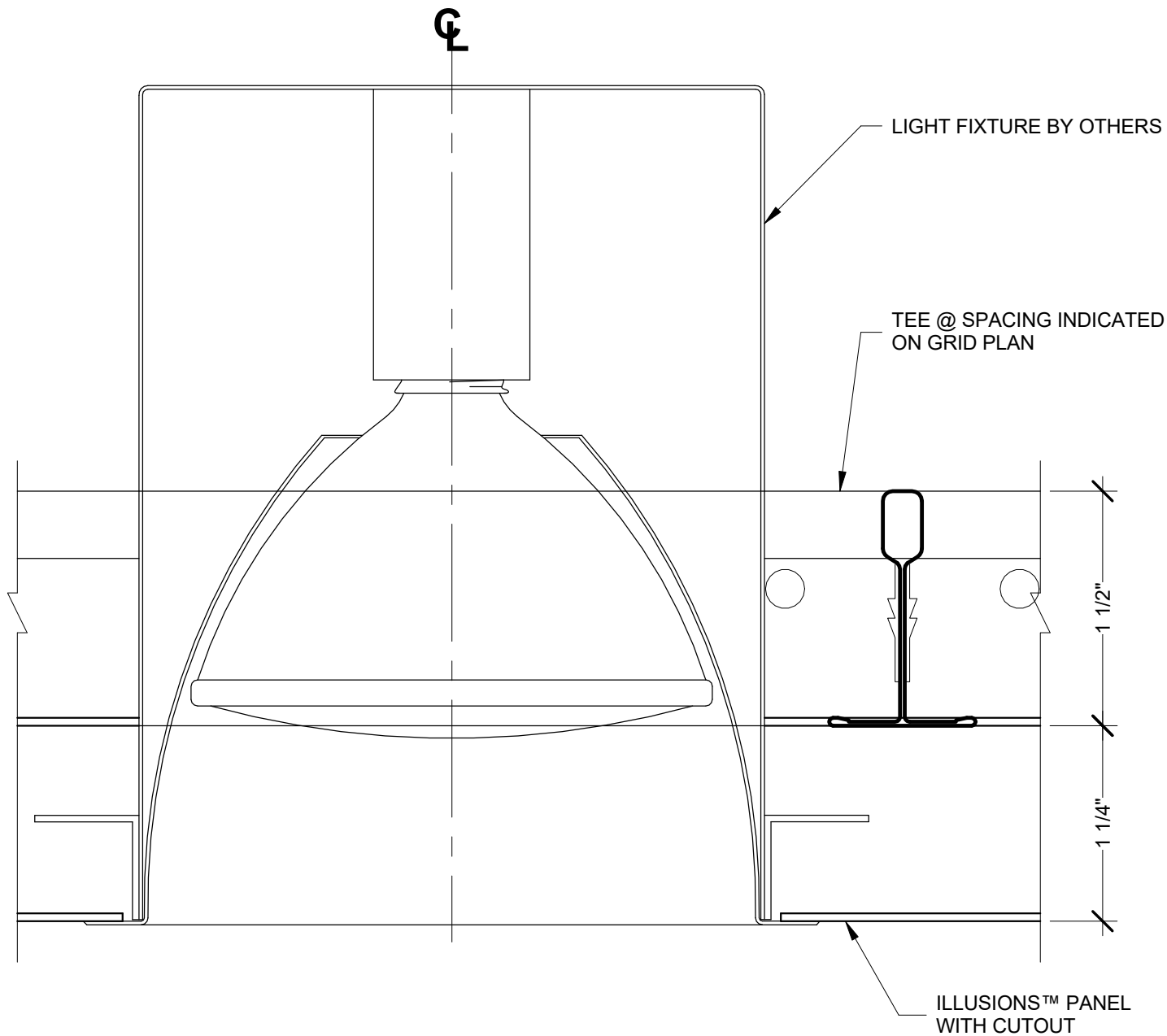
USG CEILINGS PLUS
 ILLUSIONS™

ISSUE RECORD:

 DATE:
 2/8/2019 9:02:45 AM

SHEET INFORMATION:
 UCPI 1

DISCLAIMER: THE USG PRODUCT INFORMATION CONTAINED HEREIN ARE INTENDED FOR USE AS PRODUCT REFERENCE MATERIAL BY ARCHITECTS, ENGINEERS, AND OTHER DESIGN PROFESSIONALS, CONTRACTORS, BUILDING CODE OFFICIALS, OR OTHER COMPETENT CONSTRUCTION INDUSTRY TRADE PROFESSIONALS HAVING AN INTEREST IN THE SELECTION, SPECIFICATION, AND USE OF PRODUCTS MANUFACTURED BY THE SUBSIDIARIES OF USG CORPORATION. THE DRAWINGS ARE INTENDED SOLELY AS TECHNICAL SUPPORT INCIDENT TO THE SALE AND USE OF USG PRODUCTS AND NOT INTENDED TO BE A SUBSTITUTE FOR THE DESIGN REVIEW AND APPROVAL OF THE LICENSED DESIGN PROFESSIONALS FOR THE PROJECT. THESE MATERIALS MAY BE PRINTED AND/OR TRANSFERRED ELECTRONICALLY SOLELY AS NEEDED BY THE USER. BECAUSE CAD ELECTRONIC FILES AND BIM (BUILDING INFORMATION MODELING) FILES CAN BE MODIFIED BY OTHER PARTIES, WITHOUT NOTICE OR INDICATION OF SUCH MODIFICATIONS, MODIFICATION OF USG PRODUCT CAD DRAWINGS IS THE SOLE RESPONSIBILITY OF THE DESIGN PROFESSIONAL.



USG CEILINGS PLUS - ILLUSIONS™
 CEILING PANEL AT LIGHT DETAIL
 12" = 1'-0"



CEILINGS PLUS

6711 E. Washington Boulevard Los Angeles, California 90040
 Tel. 800-822-3411 - Fax: 323-724-8249
 Email: info@ceilingsplus.com Website: www.ceilingsplus.com

USG CEILINGS PLUS
 ILLUSIONS™

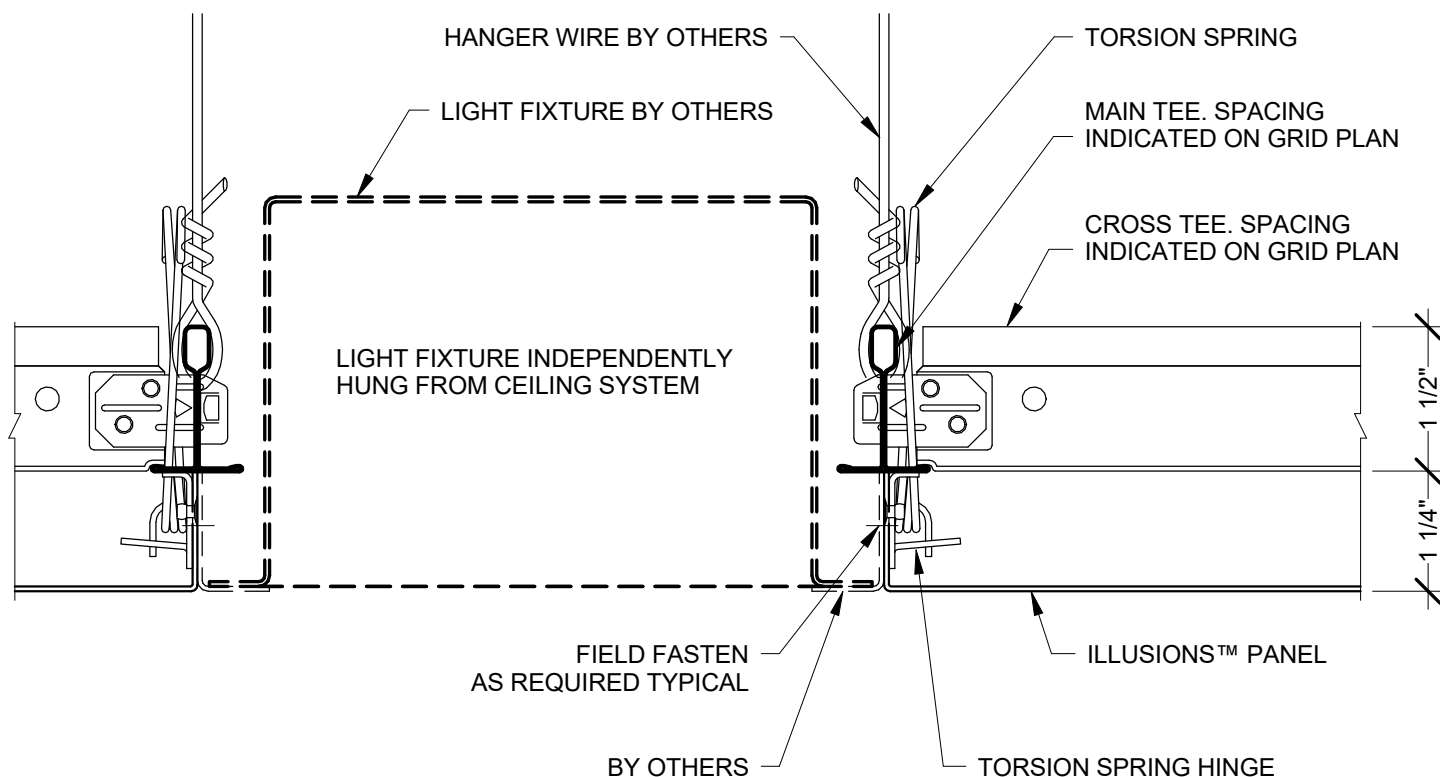
ISSUE RECORD:

DATE:
 2/8/2019 9:02:46 AM

SHEET INFORMATION:

UCPI 2

DISCLAIMER: THE USG PRODUCT INFORMATION CONTAINED HEREIN ARE INTENDED FOR USE AS PRODUCT REFERENCE MATERIAL BY ARCHITECTS, ENGINEERS, AND OTHER DESIGN PROFESSIONALS, CONTRACTORS, BUILDING CODE OFFICIALS, OR OTHER COMPETENT CONSTRUCTION INDUSTRY TRADE PROFESSIONALS HAVING AN INTEREST IN THE SELECTION, SPECIFICATION, AND USE OF PRODUCTS MANUFACTURED BY THE SUBSIDIARIES OF USG CORPORATION. THE DRAWINGS ARE INTENDED SOLELY AS TECHNICAL SUPPORT INCIDENT TO THE SALE AND USE OF USG PRODUCTS AND NOT INTENDED TO BE A SUBSTITUTE FOR THE DESIGN REVIEW AND APPROVAL OF THE LICENSED DESIGN PROFESSIONALS FOR THE PROJECT. THESE MATERIALS MAY BE PRINTED AND/OR TRANSFERRED ELECTRONICALLY SOLELY AS NEEDED BY THE USER. BECAUSE CAD ELECTRONIC FILES AND BIM (BUILDING INFORMATION MODELING) FILES CAN BE MODIFIED BY OTHER PARTIES, WITHOUT NOTICE OR INDICATION OF SUCH MODIFICATIONS, MODIFICATION OF USG PRODUCT CAD DRAWINGS IS THE SOLE RESPONSIBILITY OF THE DESIGN PROFESSIONAL.



USG CEILING PLUS - ILLUSIONS™
 LIGHT COVE DETAIL
 6" = 1'-0"

3



6711 E. Washington Boulevard Los Angeles, California 90040
 Tel. 800-822-3411 - Fax: 323-724-8249
 Email: info@ceilingsplus.com Website: www.ceilingsplus.com

USG CEILINGS PLUS
 ILLUSIONS™

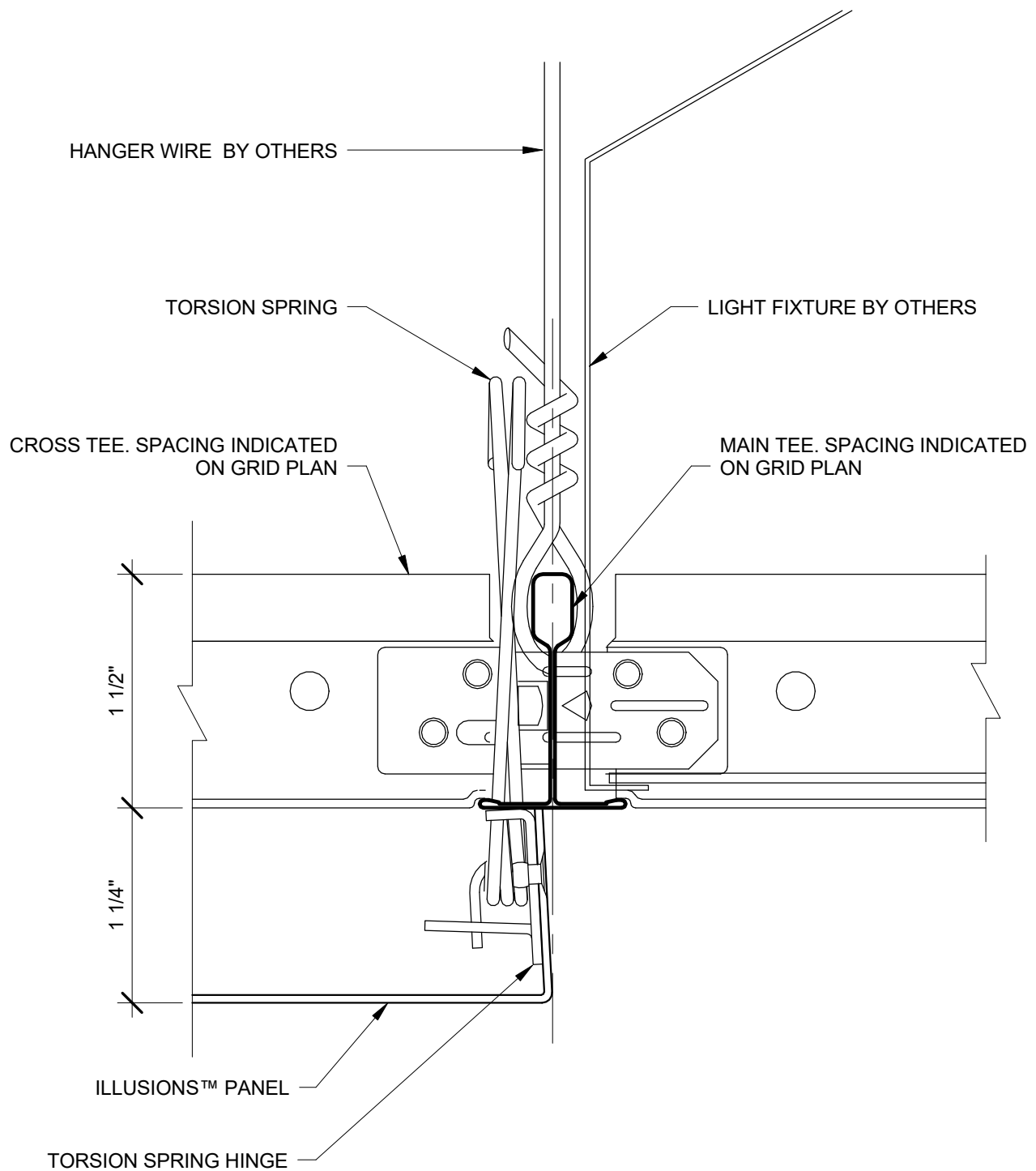
ISSUE RECORD:

DATE:
 2/8/2019 9:02:46 AM

SHEET INFORMATION:

UCPI 3

DISCLAIMER: THE USG PRODUCT INFORMATION CONTAINED HEREIN ARE INTENDED FOR USE AS PRODUCT REFERENCE MATERIAL BY ARCHITECTS, ENGINEERS, AND OTHER DESIGN PROFESSIONALS, CONTRACTORS, BUILDING CODE OFFICIALS, OR OTHER COMPETENT CONSTRUCTION INDUSTRY TRADE PROFESSIONALS HAVING AN INTEREST IN THE SELECTION, SPECIFICATION, AND USE OF PRODUCTS MANUFACTURED BY THE SUBSIDIARIES OF USG CORPORATION. THE DRAWINGS ARE INTENDED SOLELY AS TECHNICAL SUPPORT INCIDENT TO THE SALE AND USE OF USG PRODUCTS AND NOT INTENDED TO BE A SUBSTITUTE FOR THE DESIGN REVIEW AND APPROVAL OF THE LICENSED DESIGN PROFESSIONALS FOR THE PROJECT. THESE MATERIALS MAY BE PRINTED AND/OR TRANSFERRED ELECTRONICALLY SOLELY AS NEEDED BY THE USER. BECAUSE CAD ELECTRONIC FILES AND BIM (BUILDING INFORMATION MODELING) FILES CAN BE MODIFIED BY OTHER PARTIES, WITHOUT NOTICE OR INDICATION OF SUCH MODIFICATIONS, MODIFICATION OF USG PRODUCT CAD DRAWINGS IS THE SOLE RESPONSIBILITY OF THE DESIGN PROFESSIONAL.



USG CEILINGS PLUS - ILLUSIONS™

LIGHT FIXTURE DETAIL

12" = 1'-0"



CEILINGS PLUS

6711 E. Washington Boulevard Los Angeles, California 90040
Tel. 800-822-3411 - Fax: 323-724-8249
Email: info@ceilingsplus.com Website: www.ceilingsplus.com

USG CEILINGS PLUS
ILLUSIONS™

ISSUE RECORD:

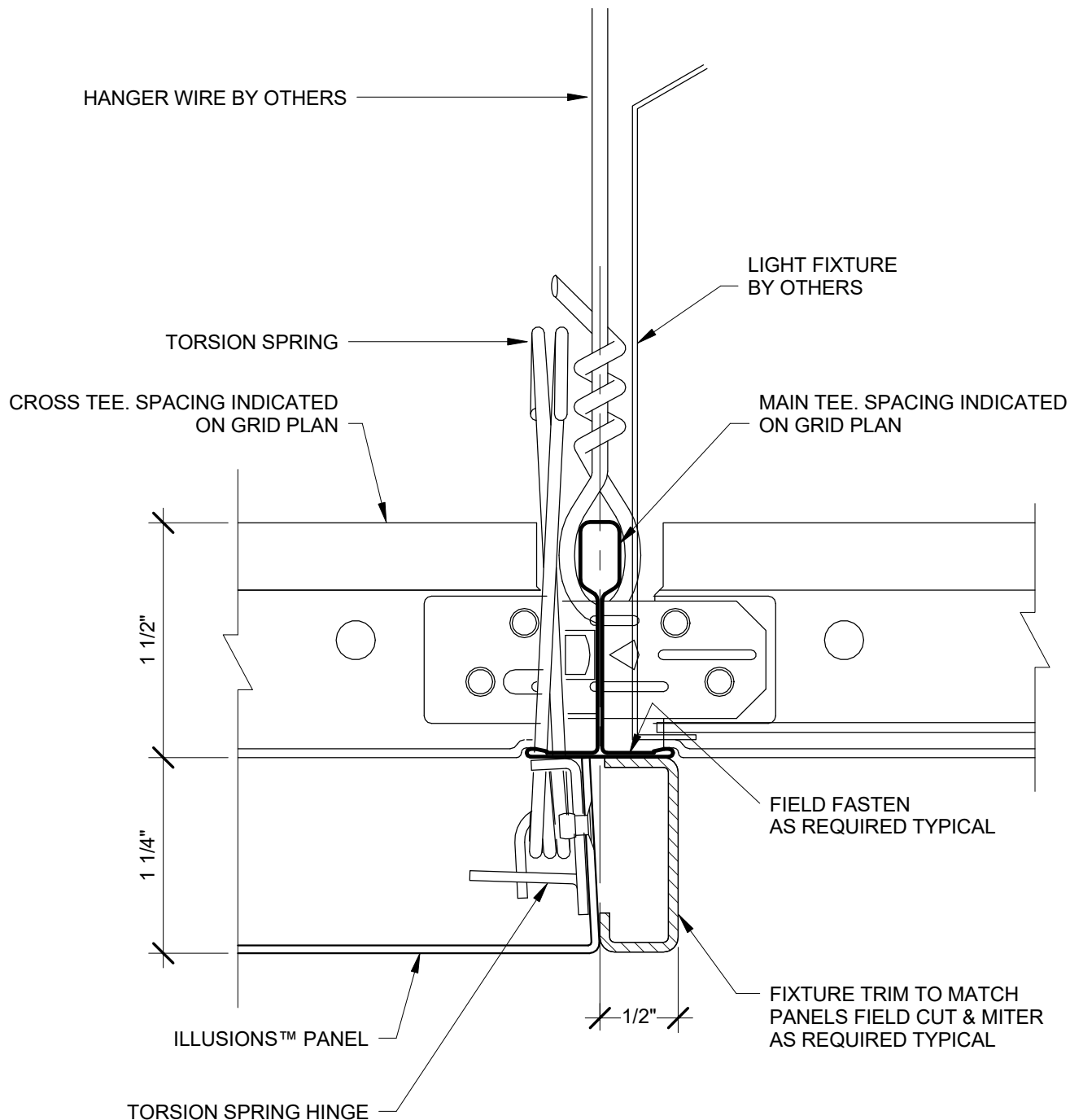
DATE:

2/8/2019 9:02:46 AM

SHEET INFORMATION:

UCPI 4

DISCLAIMER: THE USG PRODUCT INFORMATION CONTAINED HEREIN ARE INTENDED FOR USE AS PRODUCT REFERENCE MATERIAL BY ARCHITECTS, ENGINEERS, AND OTHER DESIGN PROFESSIONALS, CONTRACTORS, BUILDING CODE OFFICIALS, OR OTHER COMPETENT CONSTRUCTION INDUSTRY TRADE PROFESSIONALS HAVING AN INTEREST IN THE SELECTION, SPECIFICATION, AND USE OF PRODUCTS MANUFACTURED BY THE SUBSIDIARIES OF USG CORPORATION. THE DRAWINGS ARE INTENDED SOLELY AS TECHNICAL SUPPORT INCIDENT TO THE SALE AND USE OF USG PRODUCTS AND NOT INTENDED TO BE A SUBSTITUTE FOR THE DESIGN REVIEW AND APPROVAL OF THE LICENSED DESIGN PROFESSIONALS FOR THE PROJECT. THESE MATERIALS MAY BE PRINTED AND/OR TRANSFERRED ELECTRONICALLY SOLELY AS NEEDED BY THE USER. BECAUSE CAD ELECTRONIC FILES AND BIM (BUILDING INFORMATION MODELING) FILES CAN BE MODIFIED BY OTHER PARTIES, WITHOUT NOTICE OR INDICATION OF SUCH MODIFICATIONS, MODIFICATION OF USG PRODUCT CAD DRAWINGS IS THE SOLE RESPONSIBILITY OF THE DESIGN PROFESSIONAL.



USG CEILINGS PLUS - ILLUSIONS™
 LIGHT FIXTURE FRAME DETAIL
 12" = 1'-0"

5



6711 E. Washington Boulevard Los Angeles, California 90040
 Tel. 800-822-3411 - Fax: 323-724-8249
 Email: info@ceilingsplus.com Website: www.ceilingsplus.com

USG CEILINGS PLUS
 ILLUSIONS™

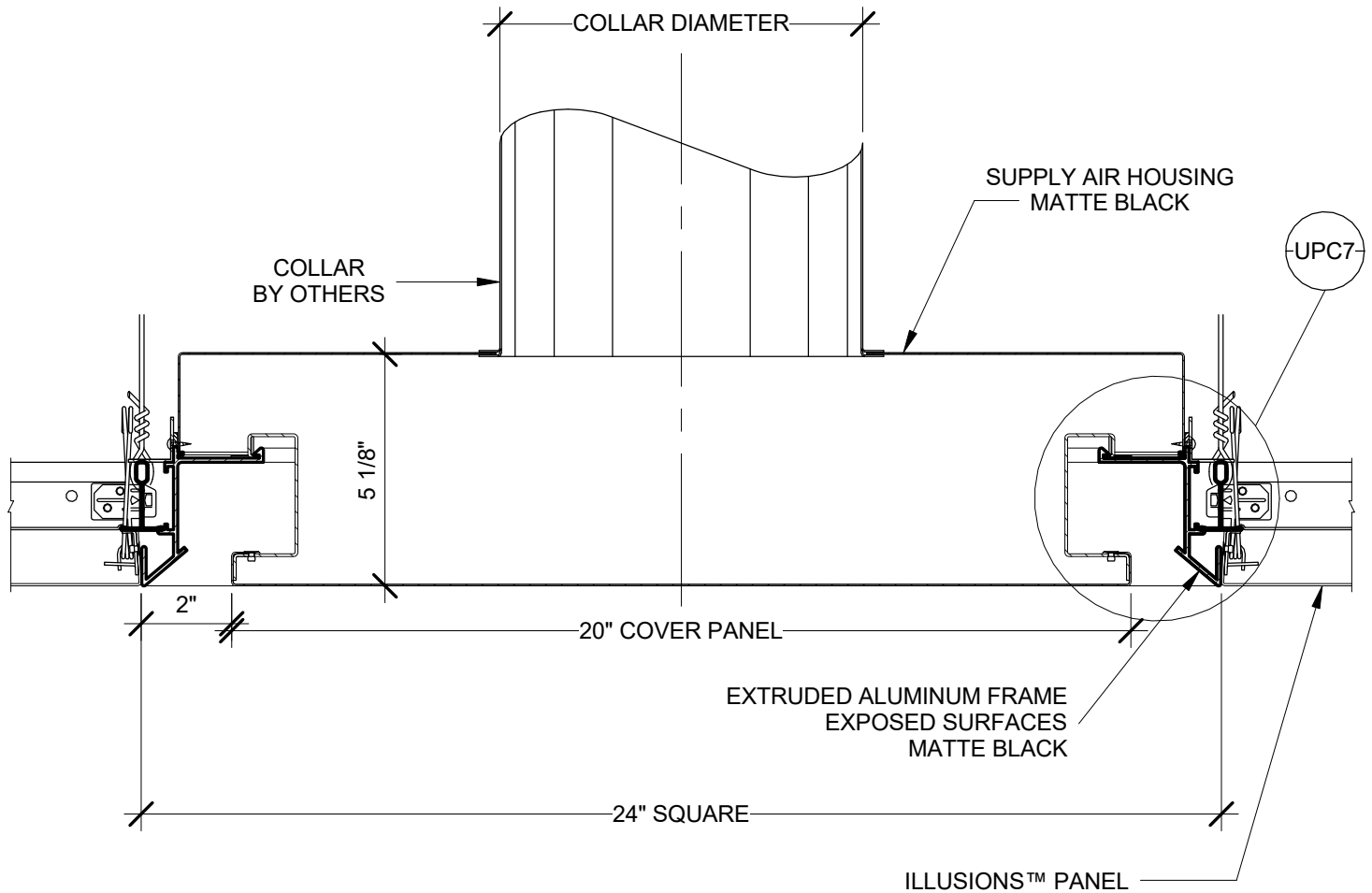
ISSUE RECORD:

DATE:
 2/8/2019 9:02:47 AM

SHEET INFORMATION:

UCPI 5

DISCLAIMER: THE USG PRODUCT INFORMATION CONTAINED HEREIN ARE INTENDED FOR USE AS PRODUCT REFERENCE MATERIAL BY ARCHITECTS, ENGINEERS, AND OTHER DESIGN PROFESSIONALS, CONTRACTORS, BUILDING CODE OFFICIALS, OR OTHER COMPETENT CONSTRUCTION INDUSTRY TRADE PROFESSIONALS HAVING AN INTEREST IN THE SELECTION, SPECIFICATION, AND USE OF PRODUCTS MANUFACTURED BY THE SUBSIDIARIES OF USG CORPORATION. THE DRAWINGS ARE INTENDED SOLELY AS TECHNICAL SUPPORT INCIDENT TO THE SALE AND USE OF USG PRODUCTS AND NOT INTENDED TO BE A SUBSTITUTE FOR THE DESIGN REVIEW AND APPROVAL OF THE LICENSED DESIGN PROFESSIONALS FOR THE PROJECT. THESE MATERIALS MAY BE PRINTED AND/OR TRANSFERRED ELECTRONICALLY SOLELY AS NEEDED BY THE USER. BECAUSE CAD ELECTRONIC FILES AND BIM (BUILDING INFORMATION MODELING) FILES CAN BE MODIFIED BY OTHER PARTIES, WITHOUT NOTICE OR INDICATION OF SUCH MODIFICATIONS, MODIFICATION OF USG PRODUCT CAD DRAWINGS IS THE SOLE RESPONSIBILITY OF THE DESIGN PROFESSIONAL.



USG CEILINGS PLUS - ILLUSIONS™
CEILING DIFFUSER DETAIL 1
3" = 1'-0"



6711 E. Washington Boulevard Los Angeles, California 90040
Tel. 800-822-3411 - Fax: 323-724-8249
Email: info@ceilingsplus.com Website: www.ceilingsplus.com

USG CEILINGS PLUS
ILLUSIONS™

ISSUE RECORD:

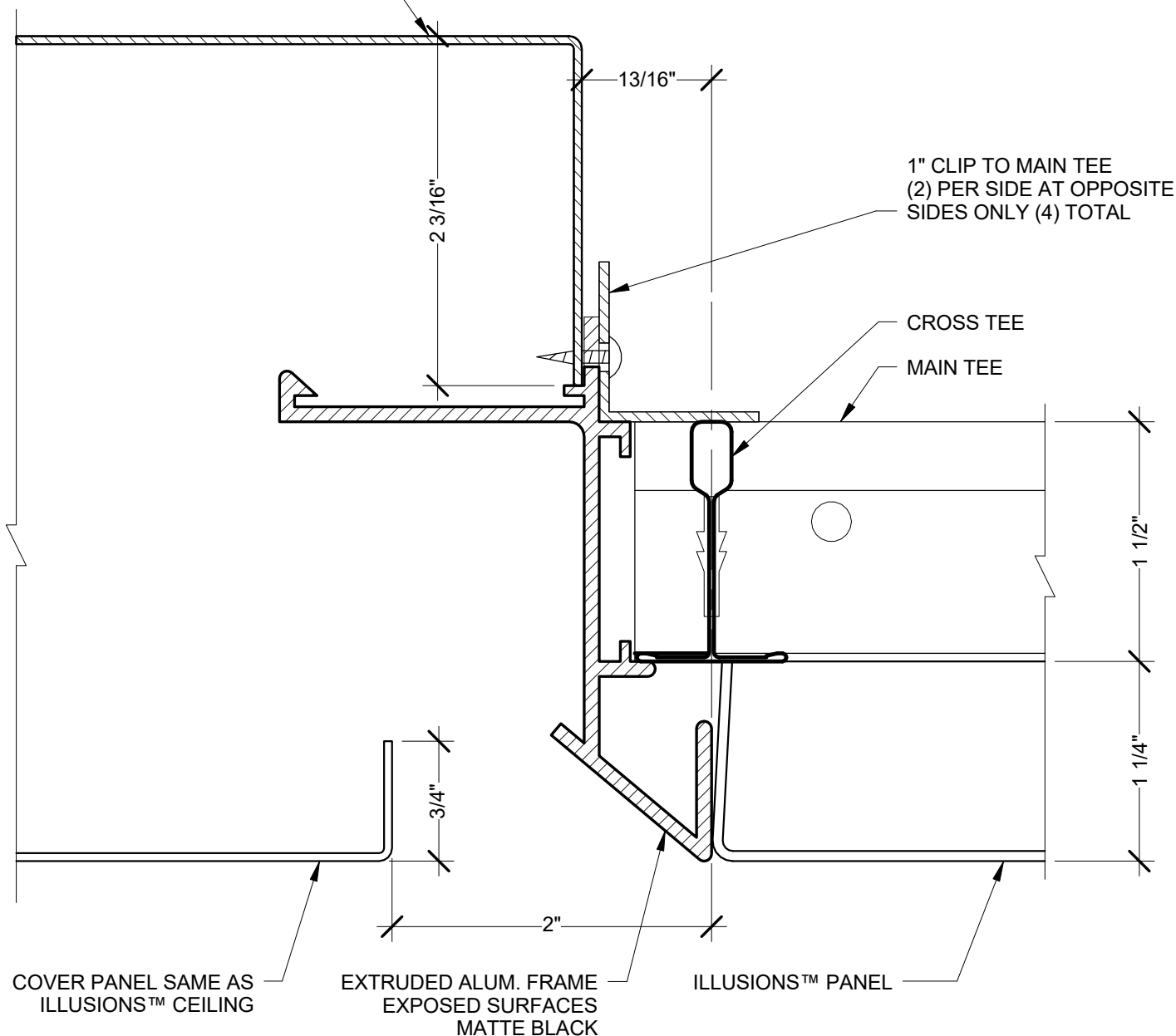
DATE:
2/8/2019 9:02:47 AM

SHEET INFORMATION:

UCPI 6

DISCLAIMER: THE USG PRODUCT INFORMATION CONTAINED HEREIN ARE INTENDED FOR USE AS PRODUCT REFERENCE MATERIAL BY ARCHITECTS, ENGINEERS, AND OTHER DESIGN PROFESSIONALS, CONTRACTORS, BUILDING CODE OFFICIALS, OR OTHER COMPETENT CONSTRUCTION INDUSTRY TRADE PROFESSIONALS HAVING AN INTEREST IN THE SELECTION, SPECIFICATION, AND USE OF PRODUCTS MANUFACTURED BY THE SUBSIDIARIES OF USG CORPORATION. THE DRAWINGS ARE INTENDED SOLELY AS TECHNICAL SUPPORT INCIDENT TO THE SALE AND USE OF USG PRODUCTS AND NOT INTENDED TO BE A SUBSTITUTE FOR THE DESIGN REVIEW AND APPROVAL OF THE LICENSED DESIGN PROFESSIONALS FOR THE PROJECT. THESE MATERIALS MAY BE PRINTED AND/OR TRANSFERRED ELECTRONICALLY SOLELY AS NEEDED BY THE USER. BECAUSE CAD ELECTRONIC FILES AND BIM (BUILDING INFORMATION MODELING) FILES CAN BE MODIFIED BY OTHER PARTIES, WITHOUT NOTICE OR INDICATION OF SUCH MODIFICATIONS, MODIFICATION OF USG PRODUCT CAD DRAWINGS IS THE SOLE RESPONSIBILITY OF THE DESIGN PROFESSIONAL.

SUPPLY AIR HOUSING MATTE BLACK



COVER PANEL SAME AS
ILLUSIONS™ CEILING

EXTRUDED ALUM. FRAME
EXPOSED SURFACES
MATTE BLACK

ILLUSIONS™ PANEL

USG CEILINGS PLUS - ILLUSIONS™
DIFFUSER SECTIONS, ILL_MOD2C
12" = 1'-0"



CEILINGS PLUS

6711 E. Washington Boulevard Los Angeles, California 90040
Tel. 800-822-3411 - Fax: 323-724-8249
Email: info@ceilingsplus.com Website: www.ceilingsplus.com

USG CEILINGS PLUS
ILLUSIONS™

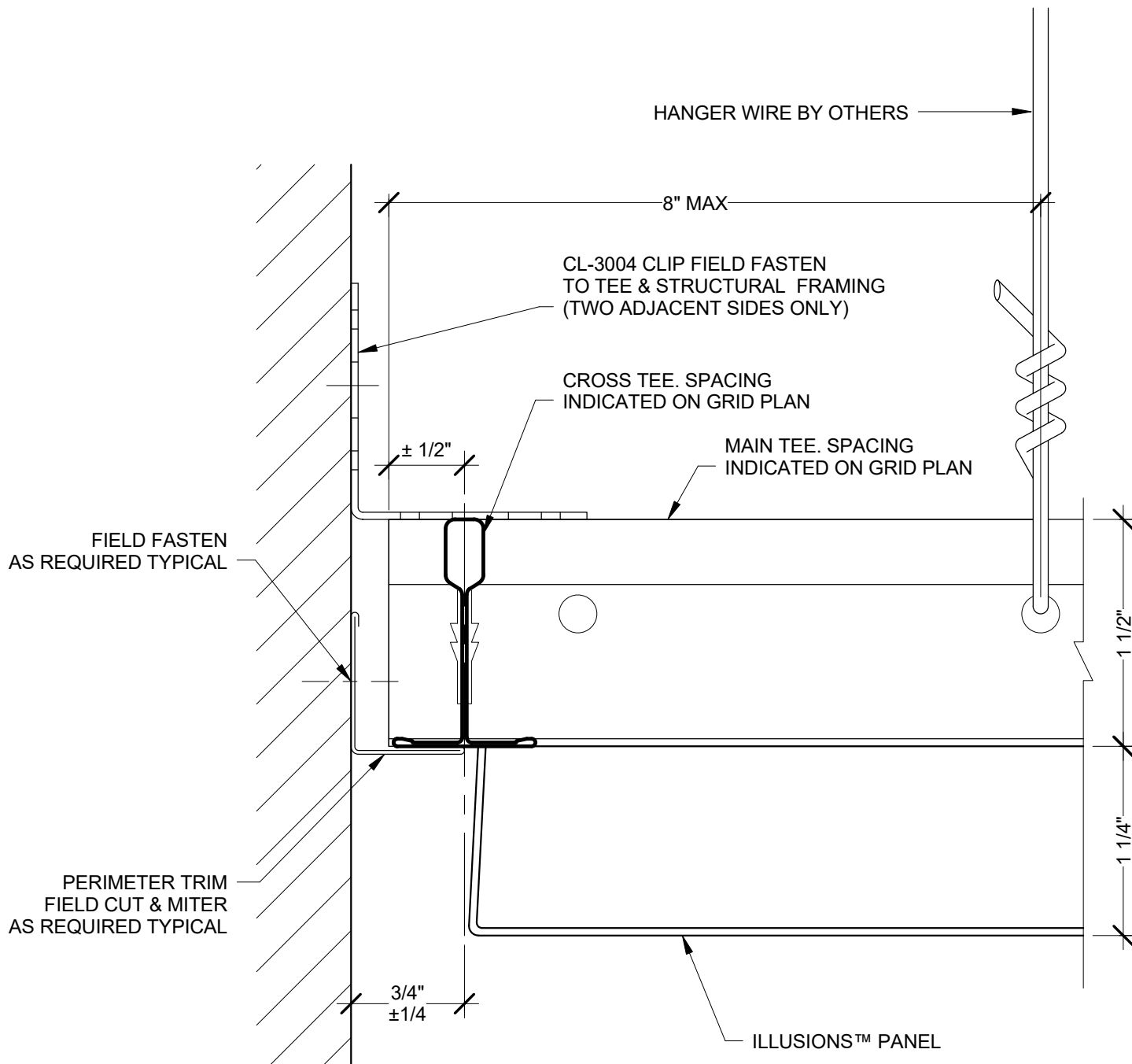
ISSUE RECORD:

DATE:
2/8/2019 9:02:48 AM

SHEET INFORMATION:

UCPI 7

DISCLAIMER: THE USG PRODUCT INFORMATION CONTAINED HEREIN ARE INTENDED FOR USE AS PRODUCT REFERENCE MATERIAL BY ARCHITECTS, ENGINEERS, AND OTHER DESIGN PROFESSIONALS, CONTRACTORS, BUILDING CODE OFFICIALS, OR OTHER COMPETENT CONSTRUCTION INDUSTRY TRADE PROFESSIONALS HAVING AN INTEREST IN THE SELECTION, SPECIFICATION, AND USE OF PRODUCTS MANUFACTURED BY THE SUBSIDIARIES OF USG CORPORATION. THE DRAWINGS ARE INTENDED SOLELY AS TECHNICAL SUPPORT INCIDENT TO THE SALE AND USE OF USG PRODUCTS AND NOT INTENDED TO BE A SUBSTITUTE FOR THE DESIGN REVIEW AND APPROVAL OF THE LICENSED DESIGN PROFESSIONALS FOR THE PROJECT. THESE MATERIALS MAY BE PRINTED AND/OR TRANSFERRED ELECTRONICALLY SOLELY AS NEEDED BY THE USER. BECAUSE CAD ELECTRONIC FILES AND BIM (BUILDING INFORMATION MODELING) FILES CAN BE MODIFIED BY OTHER PARTIES, WITHOUT NOTICE OR INDICATION OF SUCH MODIFICATIONS, MODIFICATION OF USG PRODUCT CAD DRAWINGS IS THE SOLE RESPONSIBILITY OF THE DESIGN PROFESSIONAL.



USG CEILINGS PLUS - ILLUSIONS™
PERIMETER DETAIL 1

8

12" = 1'-0"



6711 E. Washington Boulevard Los Angeles, California 90040
Tel. 800-822-3411 - Fax: 323-724-8249
Email: info@ceilingsplus.com Website: www.ceilingsplus.com

USG CEILINGS PLUS
ILLUSIONS™

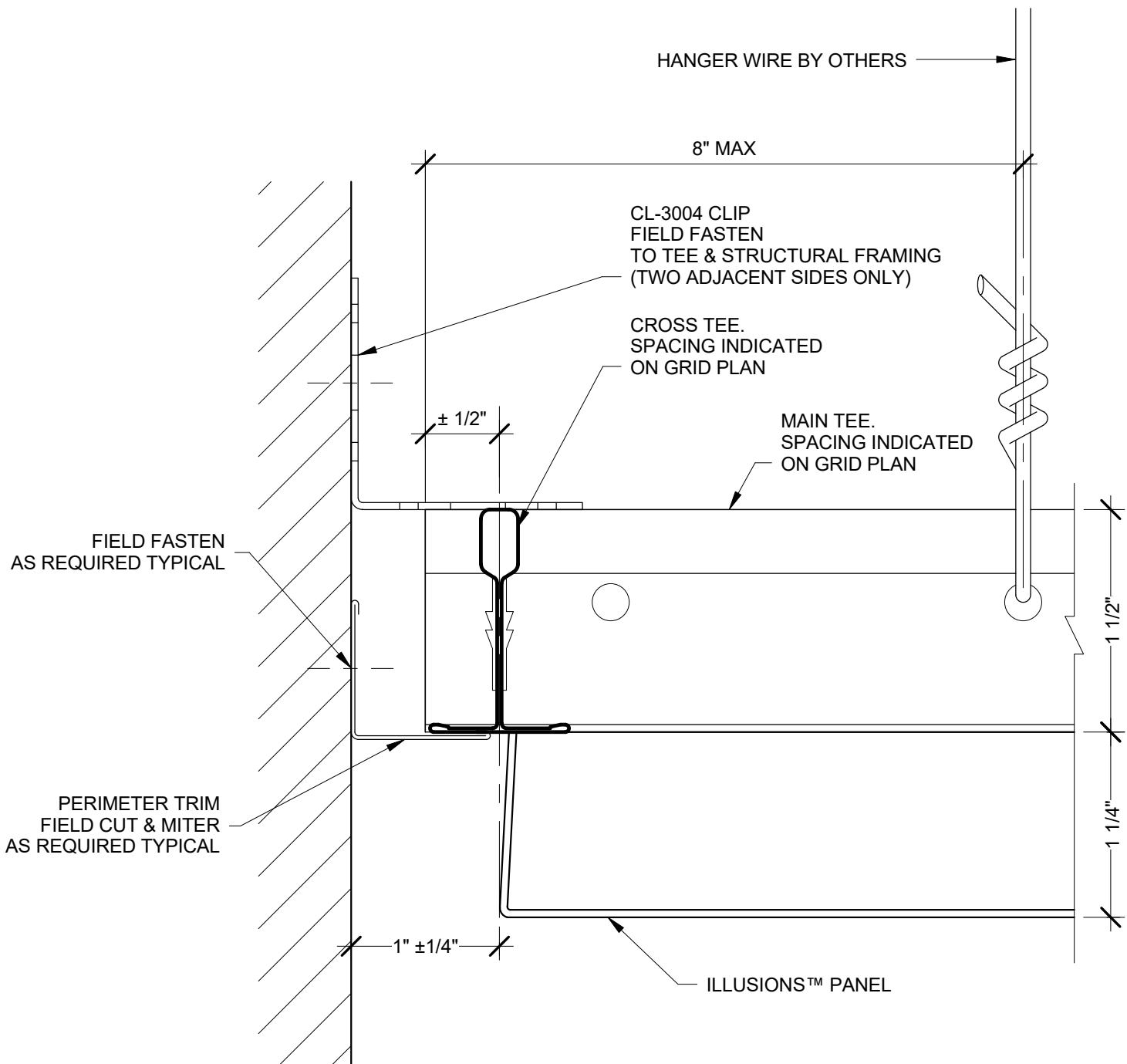
ISSUE RECORD:

DATE:
2/8/2019 9:02:48 AM

SHEET INFORMATION:

UCPI 8

DISCLAIMER: THE USG PRODUCT INFORMATION CONTAINED HEREIN ARE INTENDED FOR USE AS PRODUCT REFERENCE MATERIAL BY ARCHITECTS, ENGINEERS, AND OTHER DESIGN PROFESSIONALS, CONTRACTORS, BUILDING CODE OFFICIALS, OR OTHER COMPETENT CONSTRUCTION INDUSTRY TRADE PROFESSIONALS HAVING AN INTEREST IN THE SELECTION, SPECIFICATION, AND USE OF PRODUCTS MANUFACTURED BY THE SUBSIDIARIES OF USG CORPORATION. THE DRAWINGS ARE INTENDED SOLELY AS TECHNICAL SUPPORT INCIDENT TO THE SALE AND USE OF USG PRODUCTS AND NOT INTENDED TO BE A SUBSTITUTE FOR THE DESIGN REVIEW AND APPROVAL OF THE LICENSED DESIGN PROFESSIONALS FOR THE PROJECT. THESE MATERIALS MAY BE PRINTED AND/OR TRANSFERRED ELECTRONICALLY SOLELY AS NEEDED BY THE USER. BECAUSE CAD ELECTRONIC FILES AND BIM (BUILDING INFORMATION MODELING) FILES CAN BE MODIFIED BY OTHER PARTIES, WITHOUT NOTICE OR INDICATION OF SUCH MODIFICATIONS, MODIFICATION OF USG PRODUCT CAD DRAWINGS IS THE SOLE RESPONSIBILITY OF THE DESIGN PROFESSIONAL.



USG CEILINGS PLUS - ILLUSIONS™
PERIMETER DETAIL 2

9

12" = 1'-0"



6711 E. Washington Boulevard Los Angeles, California 90040
Tel. 800-822-3411 - Fax: 323-724-8249
Email: info@ceilingsplus.com Website: www.ceilingsplus.com

USG CEILINGS PLUS
ILLUSIONS™

ISSUE RECORD:

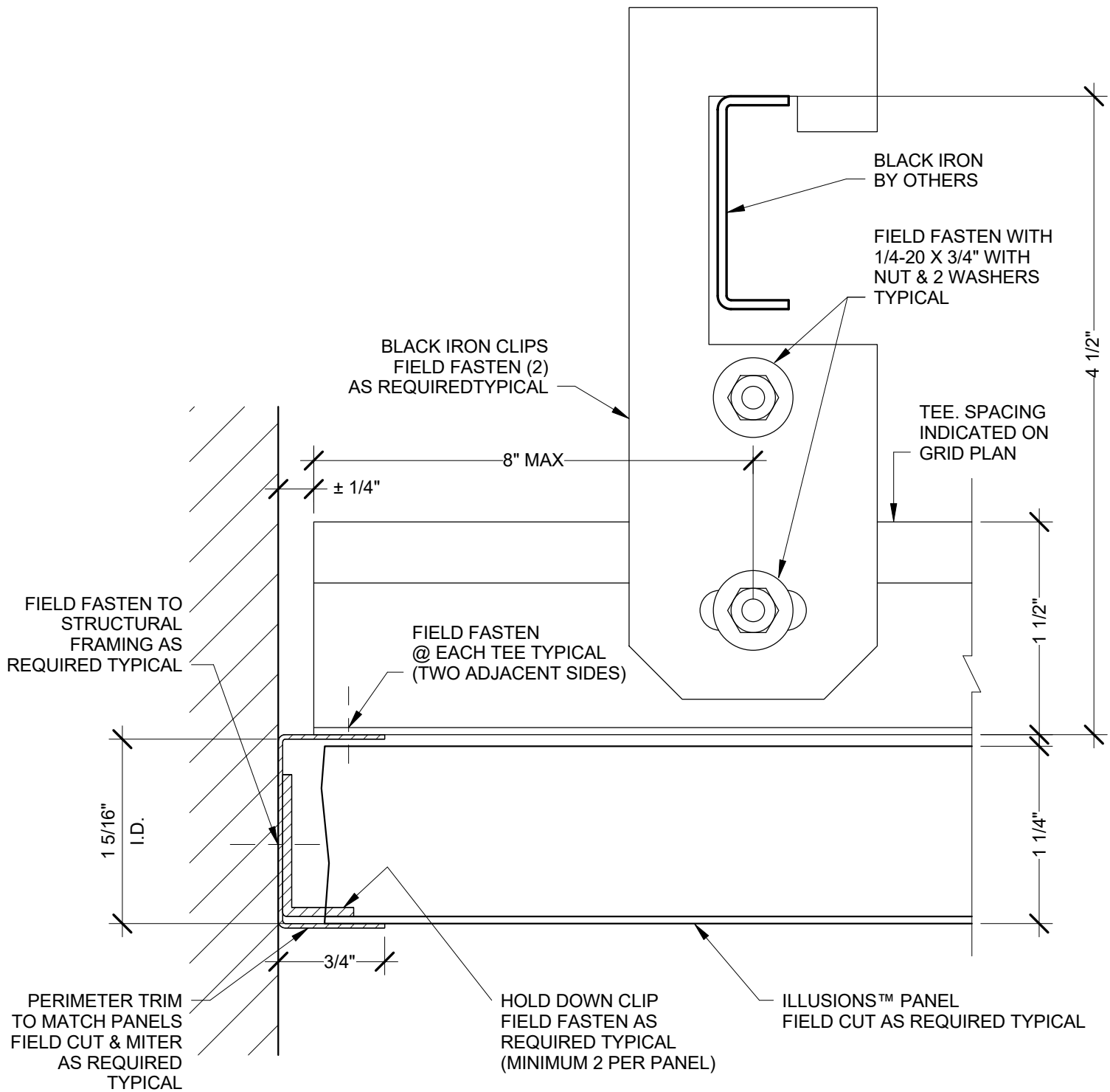
DATE:

2/8/2019 9:02:48 AM

SHEET INFORMATION:

UCPI 9

DISCLAIMER: THE USG PRODUCT INFORMATION CONTAINED HEREIN ARE INTENDED FOR USE AS PRODUCT REFERENCE MATERIAL BY ARCHITECTS, ENGINEERS, AND OTHER DESIGN PROFESSIONALS, CONTRACTORS, BUILDING CODE OFFICIALS, OR OTHER COMPETENT CONSTRUCTION INDUSTRY TRADE PROFESSIONALS HAVING AN INTEREST IN THE SELECTION, SPECIFICATION, AND USE OF PRODUCTS MANUFACTURED BY THE SUBSIDIARIES OF USG CORPORATION. THE DRAWINGS ARE INTENDED SOLELY AS TECHNICAL SUPPORT INCIDENT TO THE SALE AND USE OF USG PRODUCTS AND NOT INTENDED TO BE A SUBSTITUTE FOR THE DESIGN REVIEW AND APPROVAL OF THE LICENSED DESIGN PROFESSIONALS FOR THE PROJECT. THESE MATERIALS MAY BE PRINTED AND/OR TRANSFERRED ELECTRONICALLY SOLELY AS NEEDED BY THE USER. BECAUSE CAD ELECTRONIC FILES AND BIM (BUILDING INFORMATION MODELING) FILES CAN BE MODIFIED BY OTHER PARTIES, WITHOUT NOTICE OR INDICATION OF SUCH MODIFICATIONS, MODIFICATION OF USG PRODUCT CAD DRAWINGS IS THE SOLE RESPONSIBILITY OF THE DESIGN PROFESSIONAL.



USG CEILINGS PLUS - ILLUSIONS™

PERIMETER DETAIL 1 @ BLACK IRON CLIP

12" = 1'-0"



6711 E. Washington Boulevard Los Angeles, California 90040
Tel. 800-822-3411 - Fax: 323-724-8249
Email: info@ceilingsplus.com Website: www.ceilingsplus.com

USG CEILINGS PLUS
ILLUSIONS™

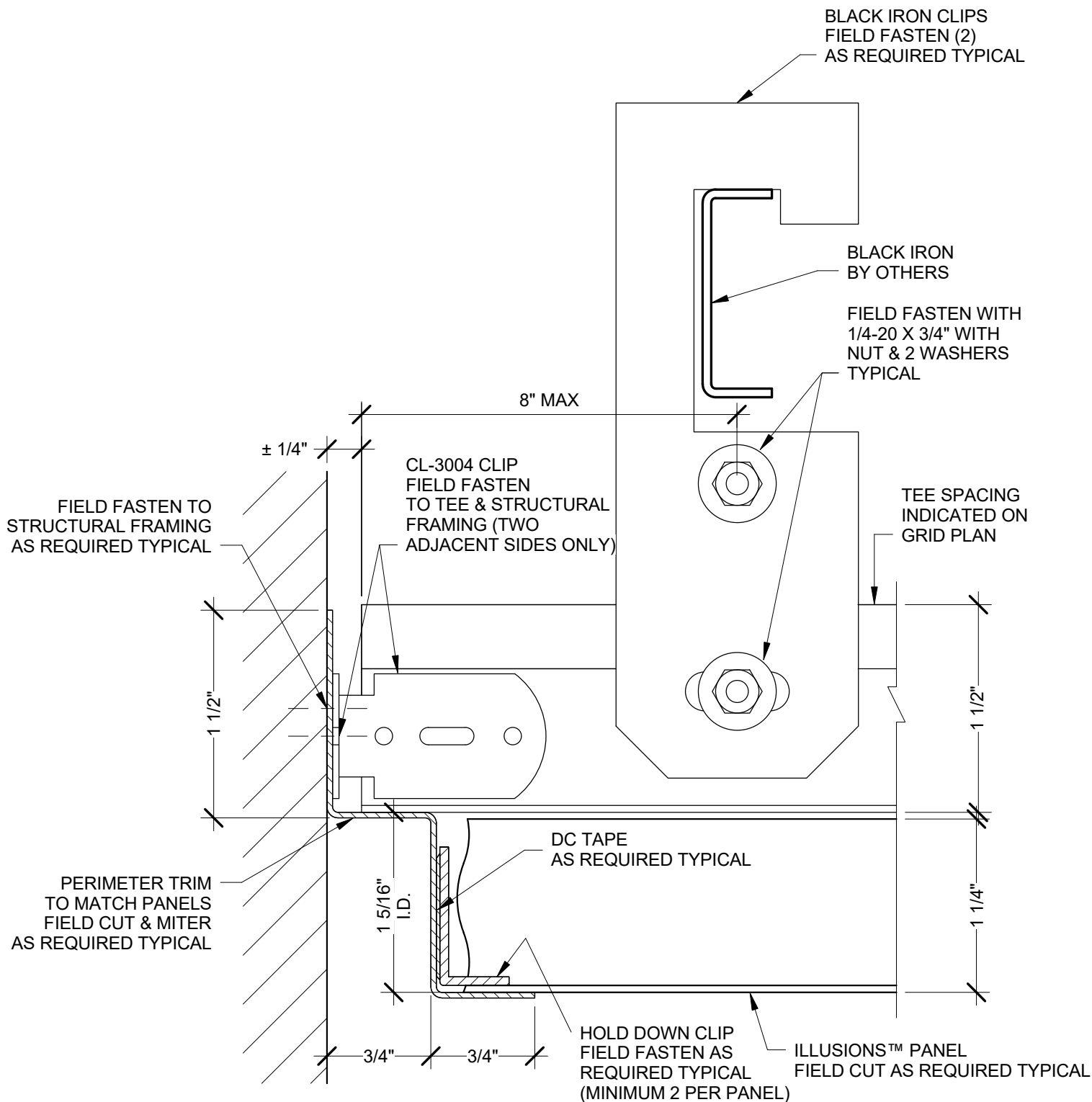
ISSUE RECORD:

DATE:
2/8/2019 9:02:49 AM

SHEET INFORMATION:

UCPI 10

DISCLAIMER: THE USG PRODUCT INFORMATION CONTAINED HEREIN ARE INTENDED FOR USE AS PRODUCT REFERENCE MATERIAL BY ARCHITECTS, ENGINEERS, AND OTHER DESIGN PROFESSIONALS, CONTRACTORS, BUILDING CODE OFFICIALS, OR OTHER COMPETENT CONSTRUCTION INDUSTRY TRADE PROFESSIONALS HAVING AN INTEREST IN THE SELECTION, SPECIFICATION, AND USE OF PRODUCTS MANUFACTURED BY THE SUBSIDIARIES OF USG CORPORATION. THE DRAWINGS ARE INTENDED SOLELY AS TECHNICAL SUPPORT INCIDENT TO THE SALE AND USE OF USG PRODUCTS AND NOT INTENDED TO BE A SUBSTITUTE FOR THE DESIGN REVIEW AND APPROVAL OF THE LICENSED DESIGN PROFESSIONALS FOR THE PROJECT. THESE MATERIALS MAY BE PRINTED AND/OR TRANSFERRED ELECTRONICALLY SOLELY AS NEEDED BY THE USER. BECAUSE CAD ELECTRONIC FILES AND BIM (BUILDING INFORMATION MODELING) FILES CAN BE MODIFIED BY OTHER PARTIES, WITHOUT NOTICE OR INDICATION OF SUCH MODIFICATIONS, MODIFICATION OF USG PRODUCT CAD DRAWINGS IS THE SOLE RESPONSIBILITY OF THE DESIGN PROFESSIONAL.



USG CEILINGS PLUS - ILLUSIONS™

PERIMETER DETAIL 2 @ BLACK IRON CLIP

12" = 1'-0"



CEILINGS PLUS

6711 E. Washington Boulevard Los Angeles, California 90040
Tel. 800-822-3411 - Fax: 323-724-8249
Email: info@ceilingsplus.com Website: www.ceilingsplus.com

USG CEILINGS PLUS
ILLUSIONS™

ISSUE RECORD:

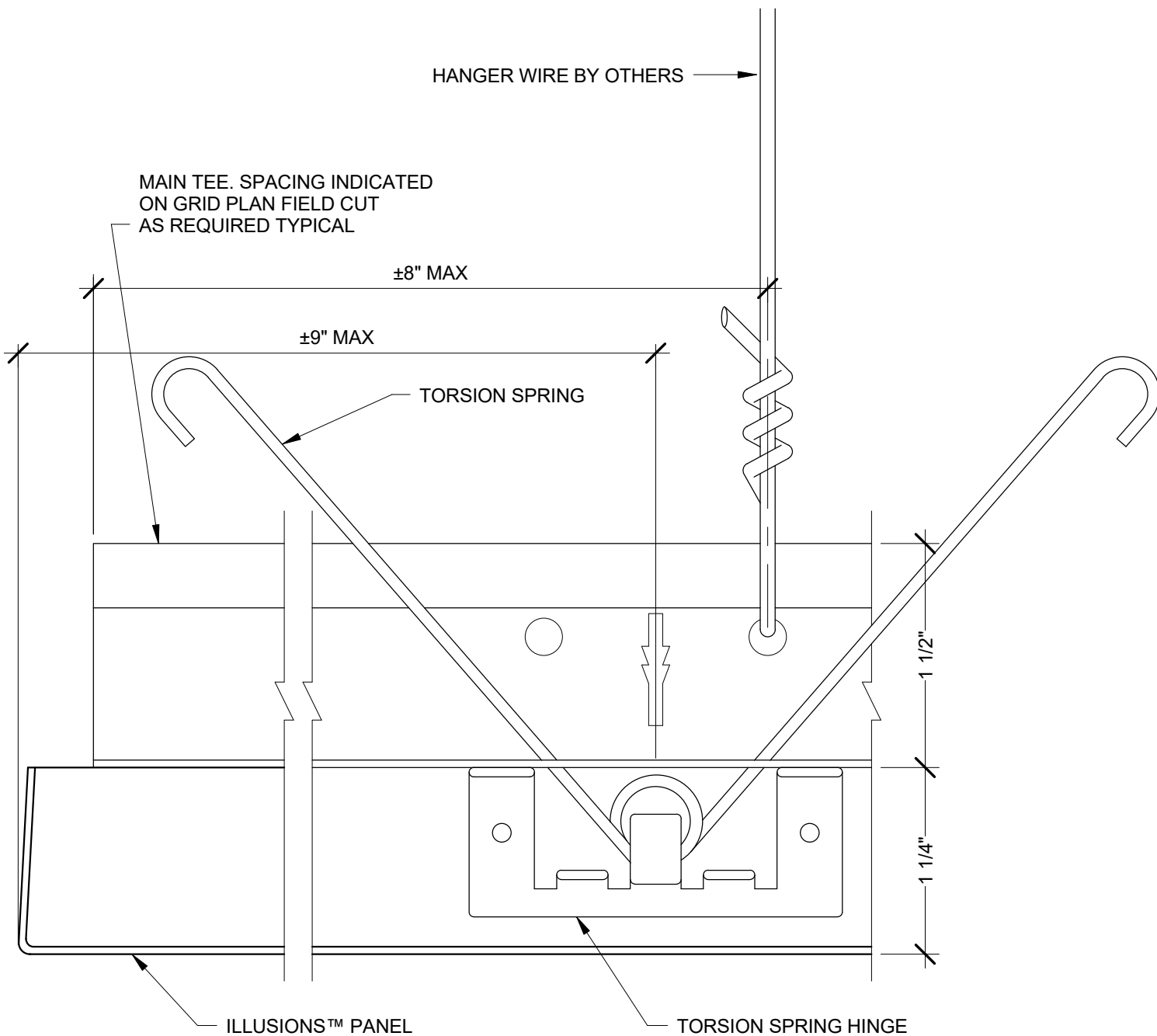
DATE:

2/8/2019 9:02:49 AM

SHEET INFORMATION:

UCPI 11

DISCLAIMER: THE USG PRODUCT INFORMATION CONTAINED HEREIN ARE INTENDED FOR USE AS PRODUCT REFERENCE MATERIAL BY ARCHITECTS, ENGINEERS, AND OTHER DESIGN PROFESSIONALS, CONTRACTORS, BUILDING CODE OFFICIALS, OR OTHER COMPETENT CONSTRUCTION INDUSTRY TRADE PROFESSIONALS HAVING AN INTEREST IN THE SELECTION, SPECIFICATION, AND USE OF PRODUCTS MANUFACTURED BY THE SUBSIDIARIES OF USG CORPORATION. THE DRAWINGS ARE INTENDED SOLELY AS TECHNICAL SUPPORT INCIDENT TO THE SALE AND USE OF USG PRODUCTS AND NOT INTENDED TO BE A SUBSTITUTE FOR THE DESIGN REVIEW AND APPROVAL OF THE LICENSED DESIGN PROFESSIONALS FOR THE PROJECT. THESE MATERIALS MAY BE PRINTED AND/OR TRANSFERRED ELECTRONICALLY SOLELY AS NEEDED BY THE USER. BECAUSE CAD ELECTRONIC FILES AND BIM (BUILDING INFORMATION MODELING) FILES CAN BE MODIFIED BY OTHER PARTIES, WITHOUT NOTICE OR INDICATION OF SUCH MODIFICATIONS, MODIFICATION OF USG PRODUCT CAD DRAWINGS IS THE SOLE RESPONSIBILITY OF THE DESIGN PROFESSIONAL.



USG CEILINGS PLUS - ILLUSIONS™

PERIMETER DETAIL 3

12" = 1'-0"



CEILINGS PLUS

6711 E. Washington Boulevard Los Angeles, California 90040
Tel. 800-822-3411 - Fax: 323-724-8249
Email: info@ceilingsplus.com Website: www.ceilingsplus.com

USG CEILINGS PLUS
ILLUSIONS™

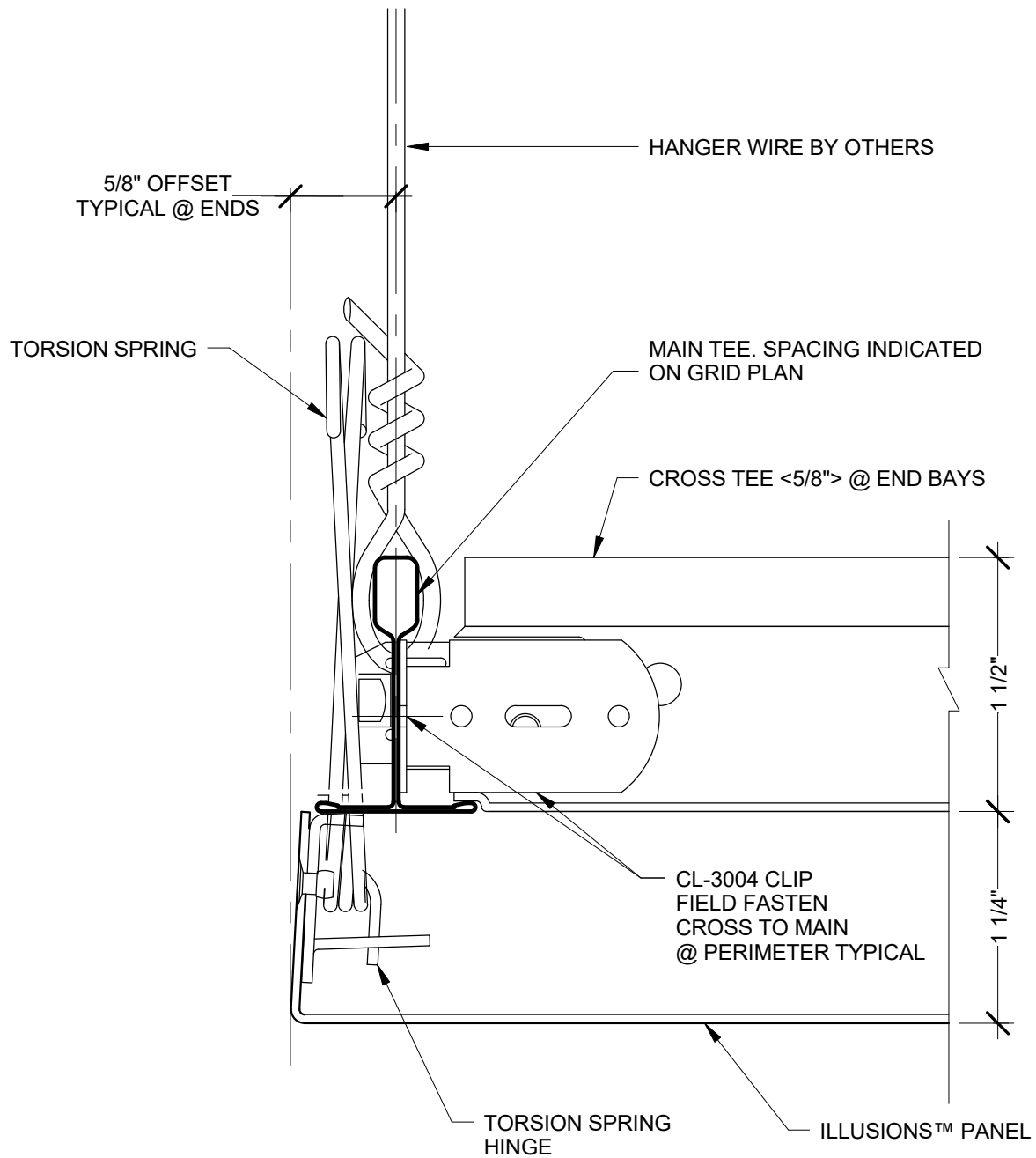
ISSUE RECORD:

DATE:
2/8/2019 9:02:49 AM

SHEET INFORMATION:

UCPI 12

DISCLAIMER: THE USG PRODUCT INFORMATION CONTAINED HEREIN ARE INTENDED FOR USE AS PRODUCT REFERENCE MATERIAL BY ARCHITECTS, ENGINEERS, AND OTHER DESIGN PROFESSIONALS, CONTRACTORS, BUILDING CODE OFFICIALS, OR OTHER COMPETENT CONSTRUCTION INDUSTRY TRADE PROFESSIONALS HAVING AN INTEREST IN THE SELECTION, SPECIFICATION, AND USE OF PRODUCTS MANUFACTURED BY THE SUBSIDIARIES OF USG CORPORATION. THE DRAWINGS ARE INTENDED SOLELY AS TECHNICAL SUPPORT INCIDENT TO THE SALE AND USE OF USG PRODUCTS AND NOT INTENDED TO BE A SUBSTITUTE FOR THE DESIGN REVIEW AND APPROVAL OF THE LICENSED DESIGN PROFESSIONALS FOR THE PROJECT. THESE MATERIALS MAY BE PRINTED AND/OR TRANSFERRED ELECTRONICALLY SOLELY AS NEEDED BY THE USER. BECAUSE CAD ELECTRONIC FILES AND BIM (BUILDING INFORMATION MODELING) FILES CAN BE MODIFIED BY OTHER PARTIES, WITHOUT NOTICE OR INDICATION OF SUCH MODIFICATIONS, MODIFICATION OF USG PRODUCT CAD DRAWINGS IS THE SOLE RESPONSIBILITY OF THE DESIGN PROFESSIONAL.



USG CEILINGS PLUS - ILLUSIONS™
PERIMETER DETAIL 4

13
12" = 1'-0"



6711 E. Washington Boulevard Los Angeles, California 90040
Tel. 800-822-3411 - Fax: 323-724-8249
Email: info@ceilingsplus.com Website: www.ceilingsplus.com

USG CEILINGS PLUS
ILLUSIONS™

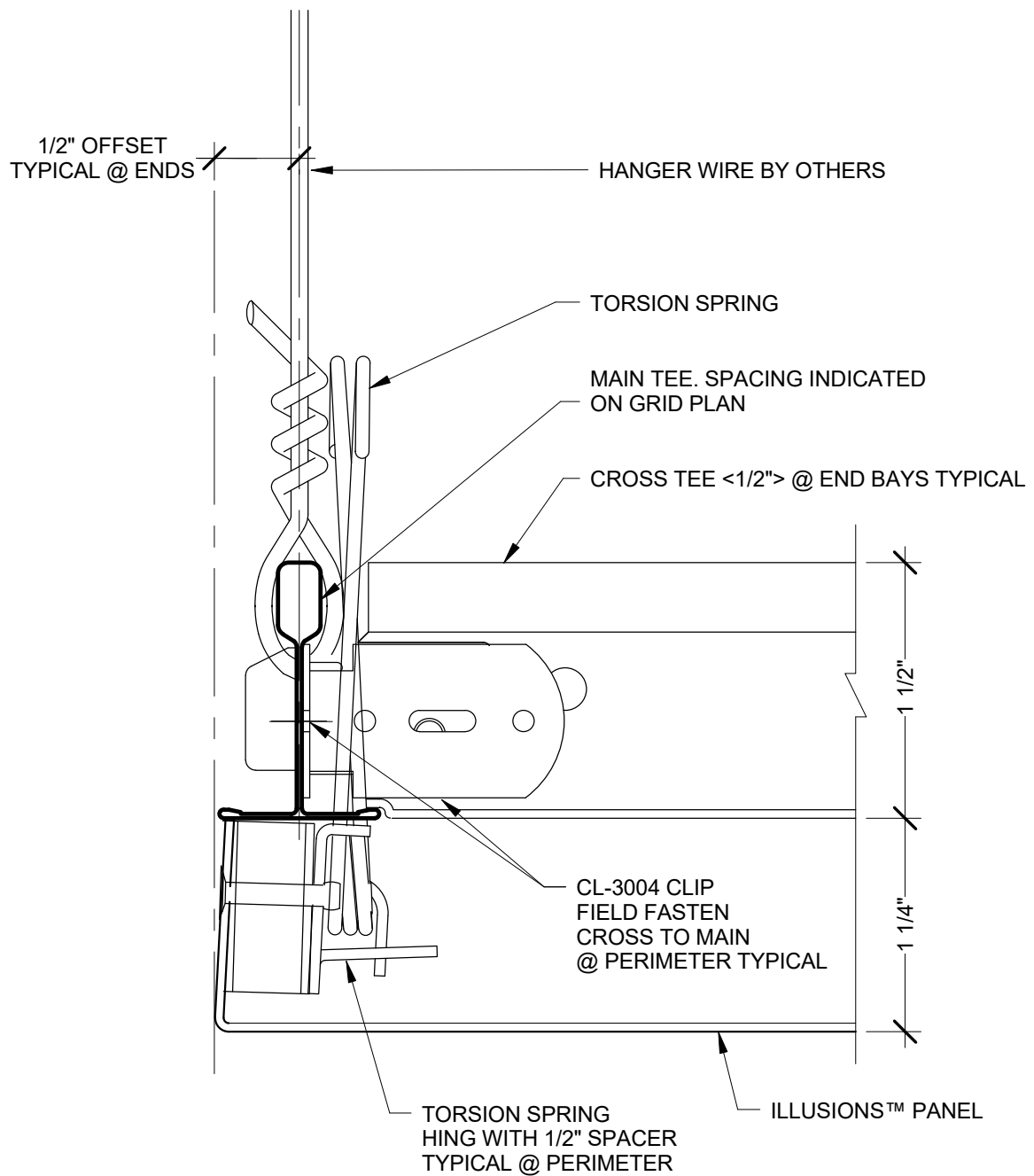
ISSUE RECORD:

DATE:
2/8/2019 9:02:50 AM

SHEET INFORMATION:

UCPI 13

DISCLAIMER: THE USG PRODUCT INFORMATION CONTAINED HEREIN ARE INTENDED FOR USE AS PRODUCT REFERENCE MATERIAL BY ARCHITECTS, ENGINEERS, AND OTHER DESIGN PROFESSIONALS, CONTRACTORS, BUILDING CODE OFFICIALS, OR OTHER COMPETENT CONSTRUCTION INDUSTRY TRADE PROFESSIONALS HAVING AN INTEREST IN THE SELECTION, SPECIFICATION, AND USE OF PRODUCTS MANUFACTURED BY THE SUBSIDIARIES OF USG CORPORATION. THE DRAWINGS ARE INTENDED SOLELY AS TECHNICAL SUPPORT INCIDENT TO THE SALE AND USE OF USG PRODUCTS AND NOT INTENDED TO BE A SUBSTITUTE FOR THE DESIGN REVIEW AND APPROVAL OF THE LICENSED DESIGN PROFESSIONALS FOR THE PROJECT. THESE MATERIALS MAY BE PRINTED AND/OR TRANSFERRED ELECTRONICALLY SOLELY AS NEEDED BY THE USER. BECAUSE CAD ELECTRONIC FILES AND BIM (BUILDING INFORMATION MODELING) FILES CAN BE MODIFIED BY OTHER PARTIES, WITHOUT NOTICE OR INDICATION OF SUCH MODIFICATIONS, MODIFICATION OF USG PRODUCT CAD DRAWINGS IS THE SOLE RESPONSIBILITY OF THE DESIGN PROFESSIONAL.



USGCEILINGS PLUS - ILLUSIONS™
PERIMETER DETAIL 5

14

12" = 1'-0"



6711 E. Washington Boulevard Los Angeles, California 90040
Tel. 800-822-3411 - Fax: 323-724-8249
Email: info@ceilingsplus.com Website: www.ceilingsplus.com

USG CEILINGS PLUS
ILLUSIONS™

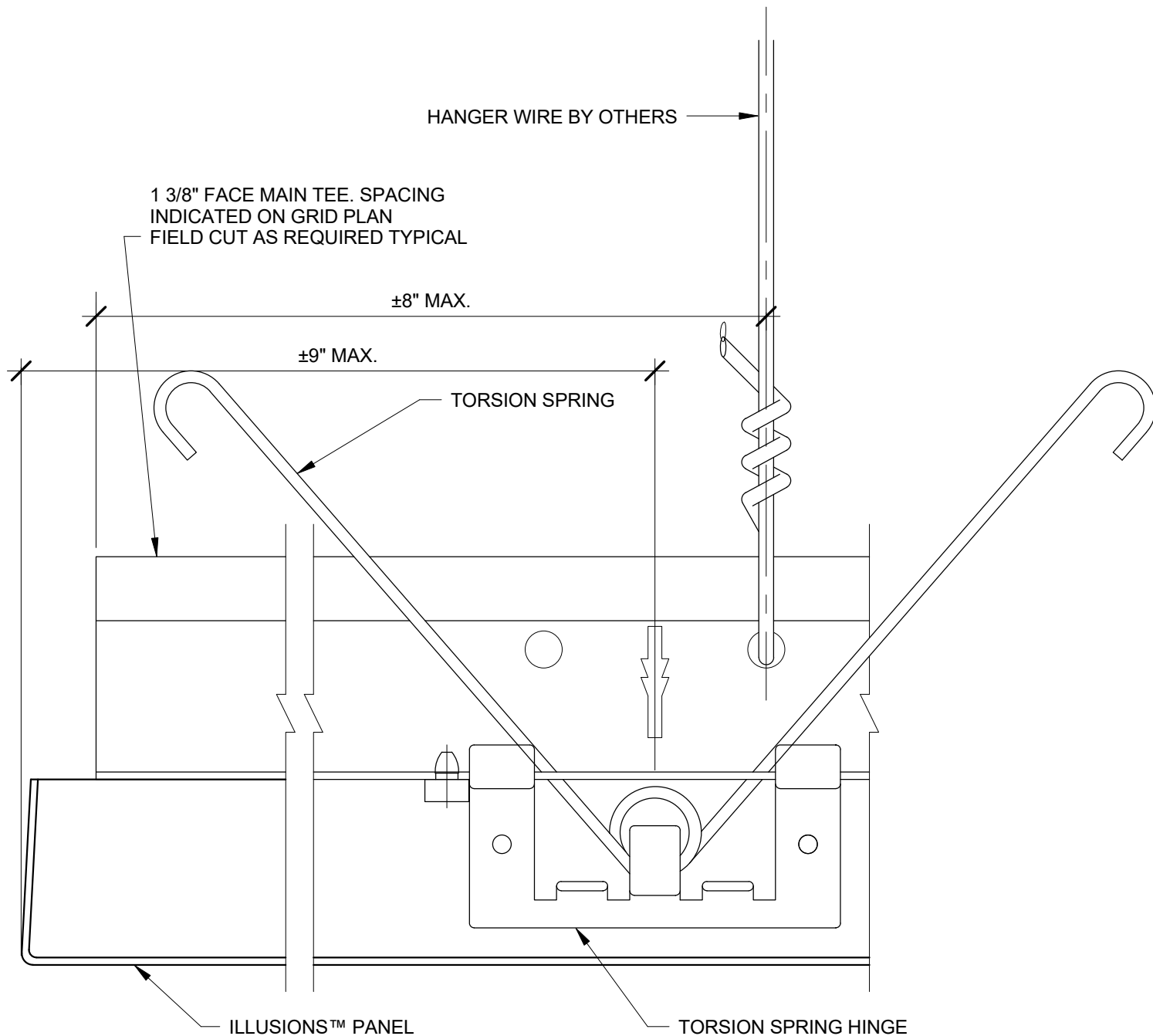
ISSUE RECORD:

DATE:
2/8/2019 9:02:50 AM

SHEET INFORMATION:

UCPI 14

DISCLAIMER: THE USG PRODUCT INFORMATION CONTAINED HEREIN ARE INTENDED FOR USE AS PRODUCT REFERENCE MATERIAL BY ARCHITECTS, ENGINEERS, AND OTHER DESIGN PROFESSIONALS, CONTRACTORS, BUILDING CODE OFFICIALS, OR OTHER COMPETENT CONSTRUCTION INDUSTRY TRADE PROFESSIONALS HAVING AN INTEREST IN THE SELECTION, SPECIFICATION, AND USE OF PRODUCTS MANUFACTURED BY THE SUBSIDIARIES OF USG CORPORATION. THE DRAWINGS ARE INTENDED SOLELY AS TECHNICAL SUPPORT INCIDENT TO THE SALE AND USE OF USG PRODUCTS AND NOT INTENDED TO BE A SUBSTITUTE FOR THE DESIGN REVIEW AND APPROVAL OF THE LICENSED DESIGN PROFESSIONALS FOR THE PROJECT. THESE MATERIALS MAY BE PRINTED AND/OR TRANSFERRED ELECTRONICALLY SOLELY AS NEEDED BY THE USER. BECAUSE CAD ELECTRONIC FILES AND BIM (BUILDING INFORMATION MODELING) FILES CAN BE MODIFIED BY OTHER PARTIES, WITHOUT NOTICE OR INDICATION OF SUCH MODIFICATIONS, MODIFICATION OF USG PRODUCT CAD DRAWINGS IS THE SOLE RESPONSIBILITY OF THE DESIGN PROFESSIONAL.



15 USG CEILINGS PLUS - ILLUSIONS™
PERIMETER DETAIL 6
12" = 1'-0"



6711 E. Washington Boulevard Los Angeles, California 90040
Tel. 800-822-3411 - Fax: 323-724-8249
Email: info@ceilingsplus.com Website: www.ceilingsplus.com

USG CEILINGS PLUS
ILLUSIONS™

ISSUE RECORD:

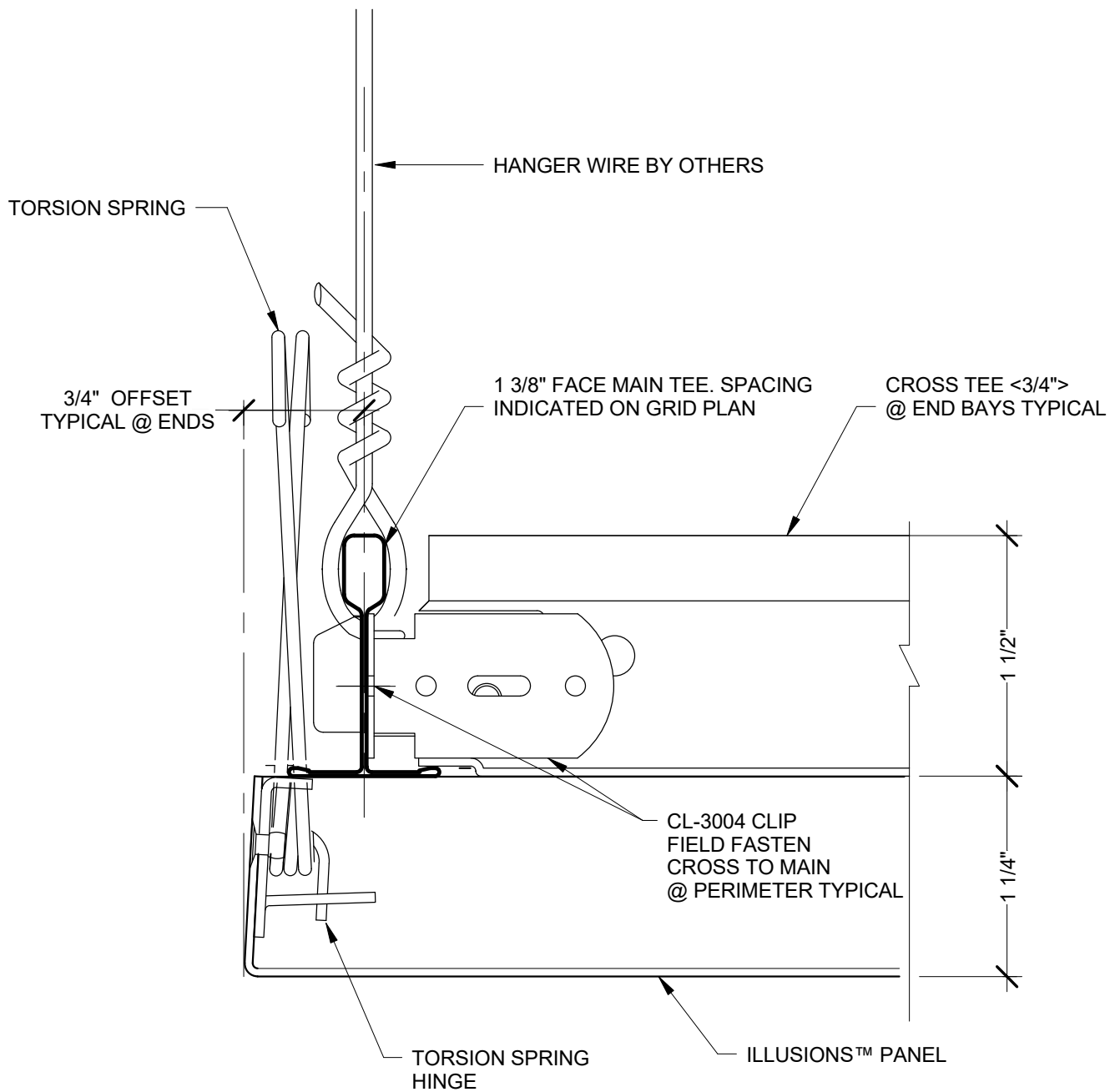
DATE:

2/8/2019 9:02:50 AM

SHEET INFORMATION:

UCPI 15

DISCLAIMER: THE USG PRODUCT INFORMATION CONTAINED HEREIN ARE INTENDED FOR USE AS PRODUCT REFERENCE MATERIAL BY ARCHITECTS, ENGINEERS, AND OTHER DESIGN PROFESSIONALS, CONTRACTORS, BUILDING CODE OFFICIALS, OR OTHER COMPETENT CONSTRUCTION INDUSTRY TRADE PROFESSIONALS HAVING AN INTEREST IN THE SELECTION, SPECIFICATION, AND USE OF PRODUCTS MANUFACTURED BY THE SUBSIDIARIES OF USG CORPORATION. THE DRAWINGS ARE INTENDED SOLELY AS TECHNICAL SUPPORT INCIDENT TO THE SALE AND USE OF USG PRODUCTS AND NOT INTENDED TO BE A SUBSTITUTE FOR THE DESIGN REVIEW AND APPROVAL OF THE LICENSED DESIGN PROFESSIONALS FOR THE PROJECT. THESE MATERIALS MAY BE PRINTED AND/OR TRANSFERRED ELECTRONICALLY SOLELY AS NEEDED BY THE USER. BECAUSE CAD ELECTRONIC FILES AND BIM (BUILDING INFORMATION MODELING) FILES CAN BE MODIFIED BY OTHER PARTIES, WITHOUT NOTICE OR INDICATION OF SUCH MODIFICATIONS, MODIFICATION OF USG PRODUCT CAD DRAWINGS IS THE SOLE RESPONSIBILITY OF THE DESIGN PROFESSIONAL.



USG CEILINGS PLUS - ILLUSIONS™

PERIMETER DETAIL 7

12" = 1'-0"



CEILINGS PLUS

6711 E. Washington Boulevard Los Angeles, California 90040
Tel. 800-822-3411 - Fax: 323-724-8249
Email: info@ceilingsplus.com Website: www.ceilingsplus.com

USG CEILINGS PLUS
ILLUSIONS™

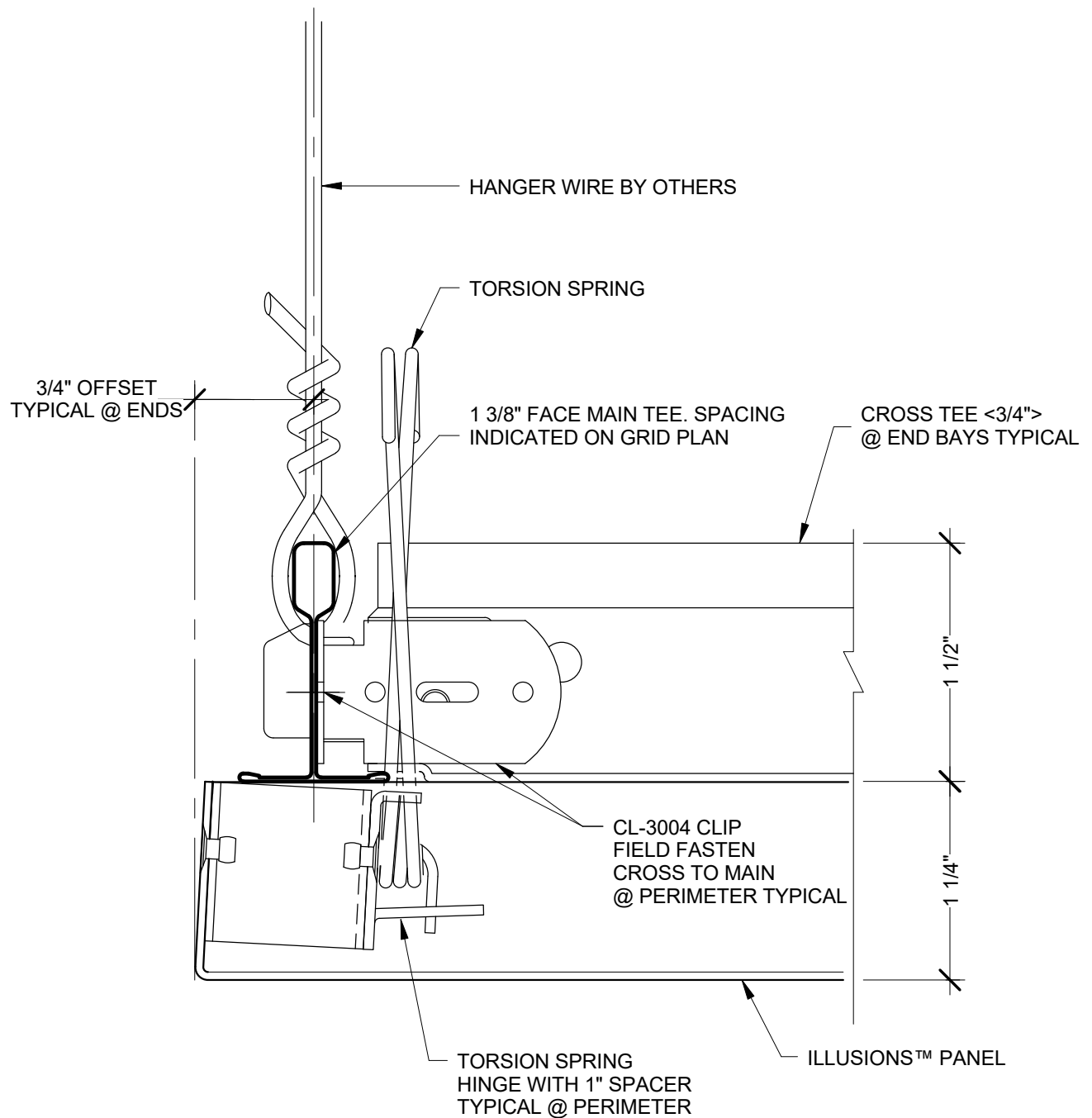
ISSUE RECORD:

DATE:
2/8/2019 9:02:51 AM

SHEET INFORMATION:

UCPI 16

DISCLAIMER: THE USG PRODUCT INFORMATION CONTAINED HEREIN ARE INTENDED FOR USE AS PRODUCT REFERENCE MATERIAL BY ARCHITECTS, ENGINEERS, AND OTHER DESIGN PROFESSIONALS, CONTRACTORS, BUILDING CODE OFFICIALS, OR OTHER COMPETENT CONSTRUCTION INDUSTRY TRADE PROFESSIONALS HAVING AN INTEREST IN THE SELECTION, SPECIFICATION, AND USE OF PRODUCTS MANUFACTURED BY THE SUBSIDIARIES OF USG CORPORATION. THE DRAWINGS ARE INTENDED SOLELY AS TECHNICAL SUPPORT INCIDENT TO THE SALE AND USE OF USG PRODUCTS AND NOT INTENDED TO BE A SUBSTITUTE FOR THE DESIGN REVIEW AND APPROVAL OF THE LICENSED DESIGN PROFESSIONALS FOR THE PROJECT. THESE MATERIALS MAY BE PRINTED AND/OR TRANSFERRED ELECTRONICALLY SOLELY AS NEEDED BY THE USER. BECAUSE CAD ELECTRONIC FILES AND BIM (BUILDING INFORMATION MODELING) FILES CAN BE MODIFIED BY OTHER PARTIES, WITHOUT NOTICE OR INDICATION OF SUCH MODIFICATIONS, MODIFICATION OF USG PRODUCT CAD DRAWINGS IS THE SOLE RESPONSIBILITY OF THE DESIGN PROFESSIONAL.



USG CEILINGS PLUS - ILLUSIONS™
PERIMETER DETAIL 8

17
12" = 1'-0"



6711 E. Washington Boulevard Los Angeles, California 90040
Tel. 800-822-3411 - Fax: 323-724-8249
Email: info@ceilingsplus.com Website: www.ceilingsplus.com

USG CEILINGS PLUS
ILLUSIONS™

ISSUE RECORD:

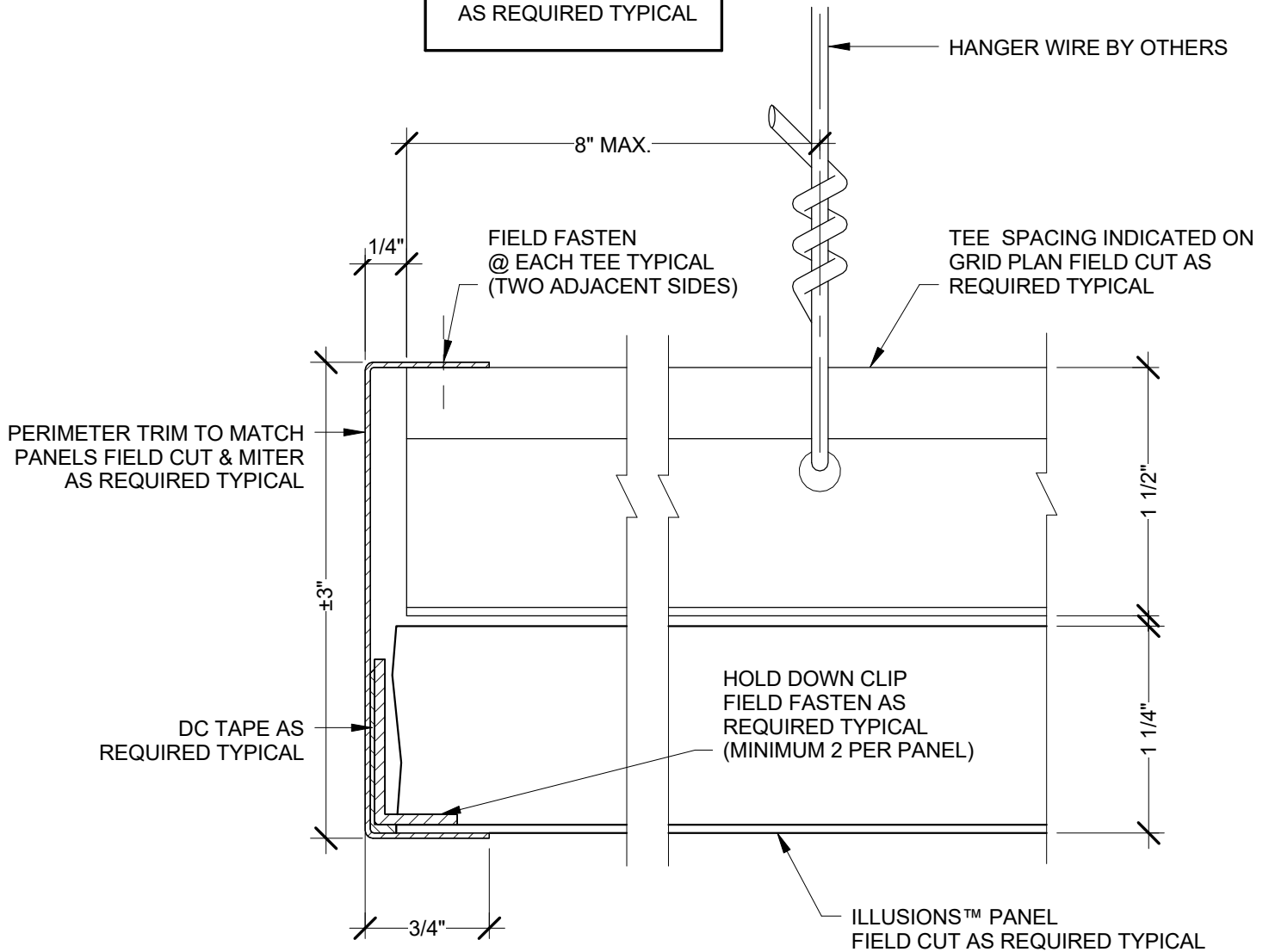
DATE:
2/8/2019 9:02:51 AM

SHEET INFORMATION:

UCPI 17

DISCLAIMER: THE USG PRODUCT INFORMATION CONTAINED HEREIN ARE INTENDED FOR USE AS PRODUCT REFERENCE MATERIAL BY ARCHITECTS, ENGINEERS, AND OTHER DESIGN PROFESSIONALS, CONTRACTORS, BUILDING CODE OFFICIALS, OR OTHER COMPETENT CONSTRUCTION INDUSTRY TRADE PROFESSIONALS HAVING AN INTEREST IN THE SELECTION, SPECIFICATION, AND USE OF PRODUCTS MANUFACTURED BY THE SUBSIDIARIES OF USG CORPORATION. THE DRAWINGS ARE INTENDED SOLELY AS TECHNICAL SUPPORT INCIDENT TO THE SALE AND USE OF USG PRODUCTS AND NOT INTENDED TO BE A SUBSTITUTE FOR THE DESIGN REVIEW AND APPROVAL OF THE LICENSED DESIGN PROFESSIONALS FOR THE PROJECT. THESE MATERIALS MAY BE PRINTED AND/OR TRANSFERRED ELECTRONICALLY SOLELY AS NEEDED BY THE USER. BECAUSE CAD ELECTRONIC FILES AND BIM (BUILDING INFORMATION MODELING) FILES CAN BE MODIFIED BY OTHER PARTIES, WITHOUT NOTICE OR INDICATION OF SUCH MODIFICATIONS, MODIFICATION OF USG PRODUCT CAD DRAWINGS IS THE SOLE RESPONSIBILITY OF THE DESIGN PROFESSIONAL.

SPLICE INSTALLATION
DC TAPE FACE &
FIELD FASTEN THROUGH
TOP FLANGE
AS REQUIRED TYPICAL



USG CEILINGS PLUS - ILLUSIONS™
PERIMETER DETAIL 9
12" = 1'-0"



6711 E. Washington Boulevard Los Angeles, California 90040
Tel. 800-822-3411 - Fax: 323-724-8249
Email: info@ceilingsplus.com Website: www.ceilingsplus.com

USG CEILINGS PLUS
ILLUSIONS™

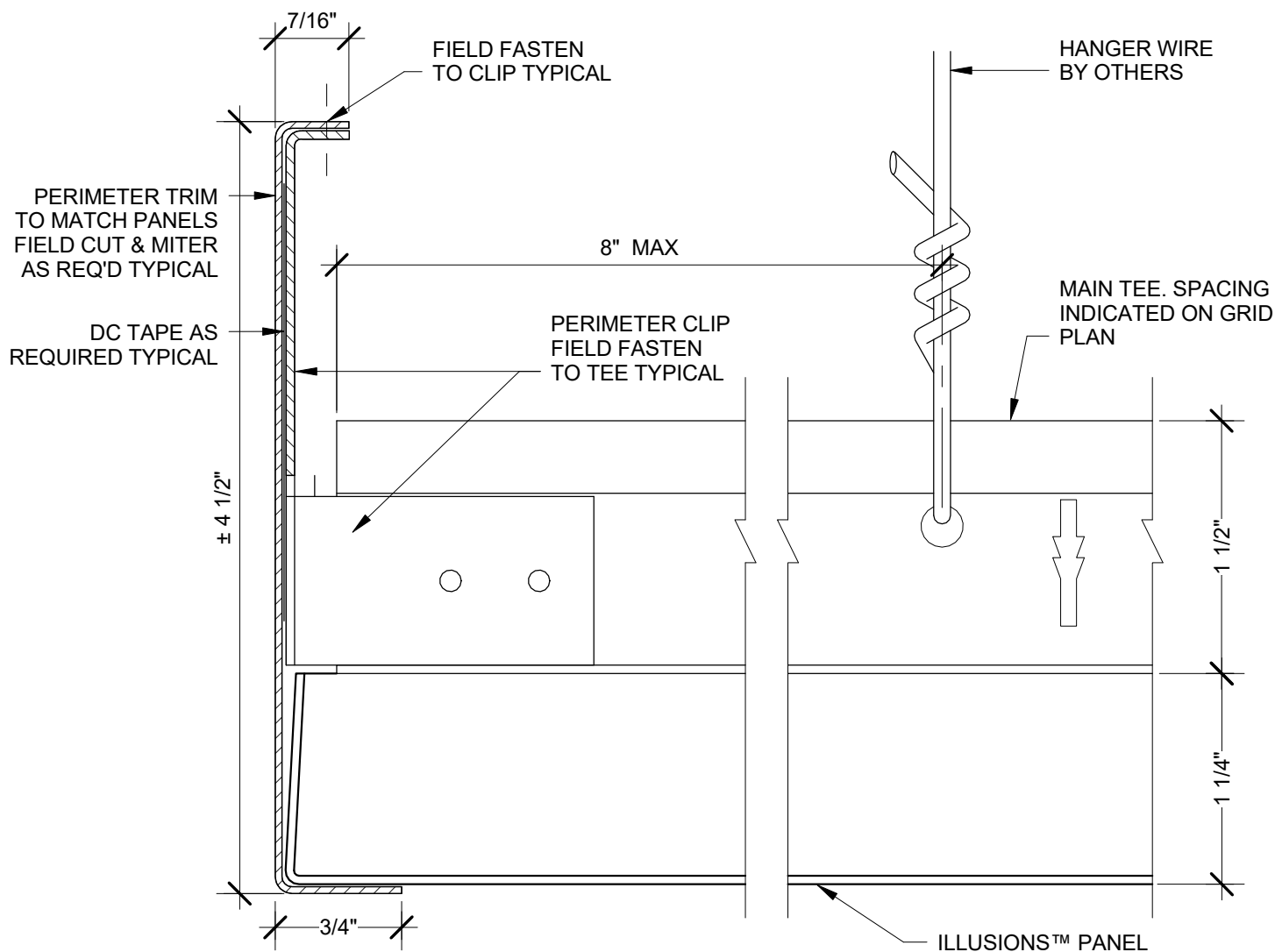
ISSUE RECORD:

DATE:
2/8/2019 9:02:52 AM

SHEET INFORMATION:

UCPI 18

DISCLAIMER: THE USG PRODUCT INFORMATION CONTAINED HEREIN ARE INTENDED FOR USE AS PRODUCT REFERENCE MATERIAL BY ARCHITECTS, ENGINEERS, AND OTHER DESIGN PROFESSIONALS, CONTRACTORS, BUILDING CODE OFFICIALS, OR OTHER COMPETENT CONSTRUCTION INDUSTRY TRADE PROFESSIONALS HAVING AN INTEREST IN THE SELECTION, SPECIFICATION, AND USE OF PRODUCTS MANUFACTURED BY THE SUBSIDIARIES OF USG CORPORATION. THE DRAWINGS ARE INTENDED SOLELY AS TECHNICAL SUPPORT INCIDENT TO THE SALE AND USE OF USG PRODUCTS AND NOT INTENDED TO BE A SUBSTITUTE FOR THE DESIGN REVIEW AND APPROVAL OF THE LICENSED DESIGN PROFESSIONALS FOR THE PROJECT. THESE MATERIALS MAY BE PRINTED AND/OR TRANSFERRED ELECTRONICALLY SOLELY AS NEEDED BY THE USER. BECAUSE CAD ELECTRONIC FILES AND BIM (BUILDING INFORMATION MODELING) FILES CAN BE MODIFIED BY OTHER PARTIES, WITHOUT NOTICE OR INDICATION OF SUCH MODIFICATIONS, MODIFICATION OF USG PRODUCT CAD DRAWINGS IS THE SOLE RESPONSIBILITY OF THE DESIGN PROFESSIONAL.



USG CEILINGS PLUS - ILLUSIONS™

PANEL JOINT DETAIL 1

12" = 1'-0"

19



6711 E. Washington Boulevard Los Angeles, California 90040
Tel. 800-822-3411 - Fax: 323-724-8249
Email: info@ceilingsplus.com Website: www.ceilingsplus.com

USG CEILINGS PLUS
ILLUSIONS™

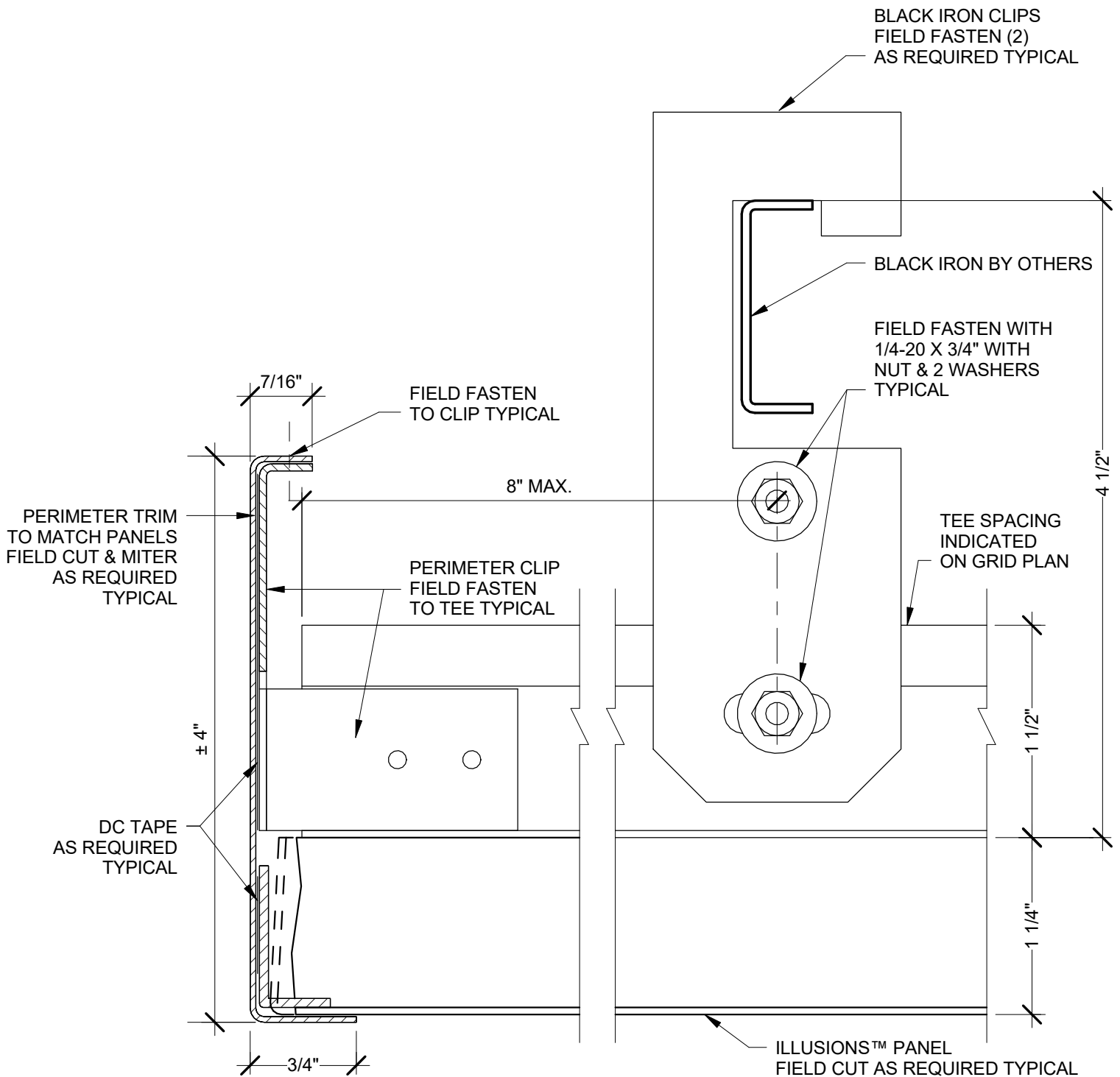
ISSUE RECORD:

DATE:
2/8/2019 9:02:52 AM

SHEET INFORMATION:

UCPI 19

DISCLAIMER: THE USG PRODUCT INFORMATION CONTAINED HEREIN ARE INTENDED FOR USE AS PRODUCT REFERENCE MATERIAL BY ARCHITECTS, ENGINEERS, AND OTHER DESIGN PROFESSIONALS, CONTRACTORS, BUILDING CODE OFFICIALS, OR OTHER COMPETENT CONSTRUCTION INDUSTRY TRADE PROFESSIONALS HAVING AN INTEREST IN THE SELECTION, SPECIFICATION, AND USE OF PRODUCTS MANUFACTURED BY THE SUBSIDIARIES OF USG CORPORATION. THE DRAWINGS ARE INTENDED SOLELY AS TECHNICAL SUPPORT INCIDENT TO THE SALE AND USE OF USG PRODUCTS AND NOT INTENDED TO BE A SUBSTITUTE FOR THE DESIGN REVIEW AND APPROVAL OF THE LICENSED DESIGN PROFESSIONALS FOR THE PROJECT. THESE MATERIALS MAY BE PRINTED AND/OR TRANSFERRED ELECTRONICALLY SOLELY AS NEEDED BY THE USER. BECAUSE CAD ELECTRONIC FILES AND BIM (BUILDING INFORMATION MODELING) FILES CAN BE MODIFIED BY OTHER PARTIES, WITHOUT NOTICE OR INDICATION OF SUCH MODIFICATIONS, MODIFICATION OF USG PRODUCT CAD DRAWINGS IS THE SOLE RESPONSIBILITY OF THE DESIGN PROFESSIONAL.



USG CEILINGS PLUS - ILLUSIONS™

PERIMETER DETAIL 3 @ BLACK IRON CLIP

12" = 1'-0"



6711 E. Washington Boulevard Los Angeles, California 90040
Tel. 800-822-3411 - Fax: 323-724-8249
Email: info@ceilingsplus.com Website: www.ceilingsplus.com

USG CEILINGS PLUS
ILLUSIONS™

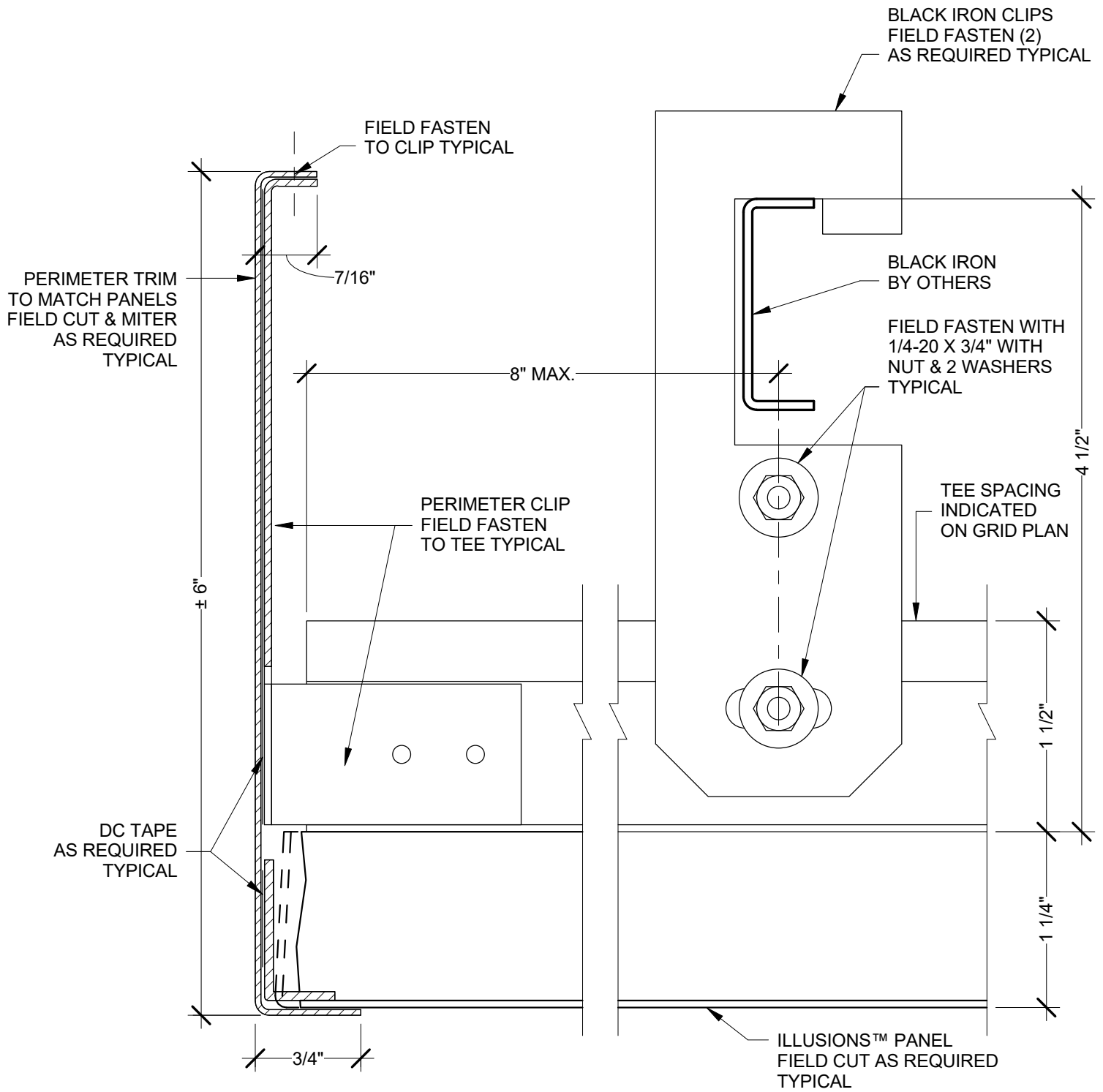
ISSUE RECORD:

DATE:
2/8/2019 9:02:52 AM

SHEET INFORMATION:

UCPI 20

DISCLAIMER: THE USG PRODUCT INFORMATION CONTAINED HEREIN ARE INTENDED FOR USE AS PRODUCT REFERENCE MATERIAL BY ARCHITECTS, ENGINEERS, AND OTHER DESIGN PROFESSIONALS, CONTRACTORS, BUILDING CODE OFFICIALS, OR OTHER COMPETENT CONSTRUCTION INDUSTRY TRADE PROFESSIONALS HAVING AN INTEREST IN THE SELECTION, SPECIFICATION, AND USE OF PRODUCTS MANUFACTURED BY THE SUBSIDIARIES OF USG CORPORATION. THE DRAWINGS ARE INTENDED SOLELY AS TECHNICAL SUPPORT INCIDENT TO THE SALE AND USE OF USG PRODUCTS AND NOT INTENDED TO BE A SUBSTITUTE FOR THE DESIGN REVIEW AND APPROVAL OF THE LICENSED DESIGN PROFESSIONALS FOR THE PROJECT. THESE MATERIALS MAY BE PRINTED AND/OR TRANSFERRED ELECTRONICALLY SOLELY AS NEEDED BY THE USER. BECAUSE CAD ELECTRONIC FILES AND BIM (BUILDING INFORMATION MODELING) FILES CAN BE MODIFIED BY OTHER PARTIES, WITHOUT NOTICE OR INDICATION OF SUCH MODIFICATIONS, MODIFICATION OF USG PRODUCT CAD DRAWINGS IS THE SOLE RESPONSIBILITY OF THE DESIGN PROFESSIONAL.



USG CIELINGS PLUS - ILLUSIONS™
PERIMETER DETAIL 4 @ BLACK IRON CLIP
12" = 1'-0"



6711 E. Washington Boulevard Los Angeles, California 90040
Tel. 800-822-3411 - Fax: 323-724-8249
Email: info@ceilingsplus.com Website: www.ceilingsplus.com

USG CEILINGS PLUS ILLUSIONS™

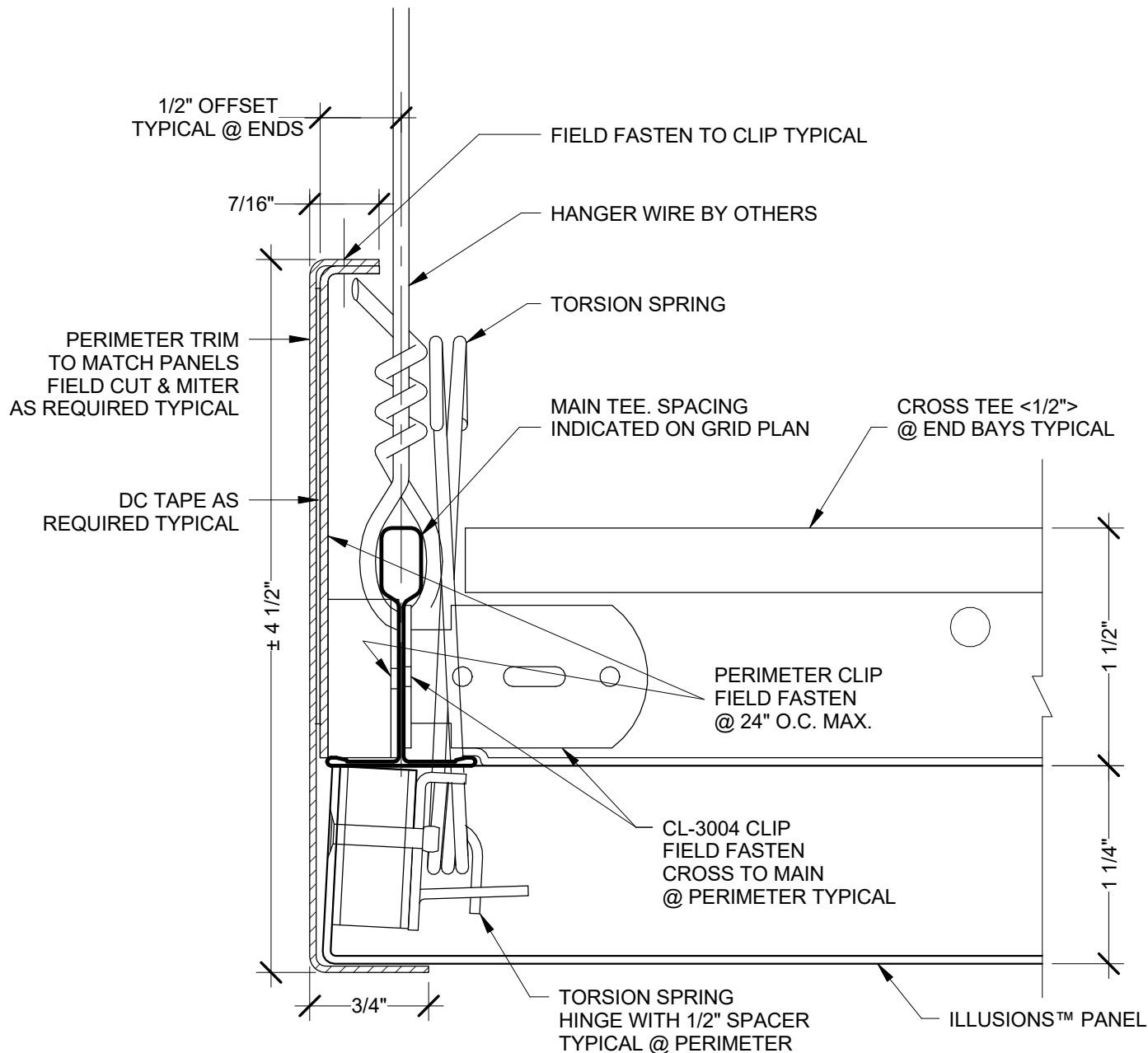
ISSUE RECORD:

DATE:
2/8/2019 9:02:53 AM

SHEET INFORMATION:

UCPI 21

DISCLAIMER: THE USG PRODUCT INFORMATION CONTAINED HEREIN ARE INTENDED FOR USE AS PRODUCT REFERENCE MATERIAL BY ARCHITECTS, ENGINEERS, AND OTHER DESIGN PROFESSIONALS, CONTRACTORS, BUILDING CODE OFFICIALS, OR OTHER COMPETENT CONSTRUCTION INDUSTRY TRADE PROFESSIONALS HAVING AN INTEREST IN THE SELECTION, SPECIFICATION, AND USE OF PRODUCTS MANUFACTURED BY THE SUBSIDIARIES OF USG CORPORATION. THE DRAWINGS ARE INTENDED SOLELY AS TECHNICAL SUPPORT INCIDENT TO THE SALE AND USE OF USG PRODUCTS AND NOT INTENDED TO BE A SUBSTITUTE FOR THE DESIGN REVIEW AND APPROVAL OF THE LICENSED DESIGN PROFESSIONALS FOR THE PROJECT. THESE MATERIALS MAY BE PRINTED AND/OR TRANSFERRED ELECTRONICALLY SOLELY AS NEEDED BY THE USER. BECAUSE CAD ELECTRONIC FILES AND BIM (BUILDING INFORMATION MODELING) FILES CAN BE MODIFIED BY OTHER PARTIES, WITHOUT NOTICE OR INDICATION OF SUCH MODIFICATIONS, MODIFICATION OF USG PRODUCT CAD DRAWINGS IS THE SOLE RESPONSIBILITY OF THE DESIGN PROFESSIONAL.



USG CEILINGS PLUS - ILLUSIONS™
PERIMETER DETAIL 10

22

12" = 1'-0"



6711 E. Washington Boulevard Los Angeles, California 90040
Tel. 800-822-3411 - Fax: 323-724-8249
Email: info@ceilingsplus.com Website: www.ceilingsplus.com

USG CEILINGS PLUS
ILLUSIONS™

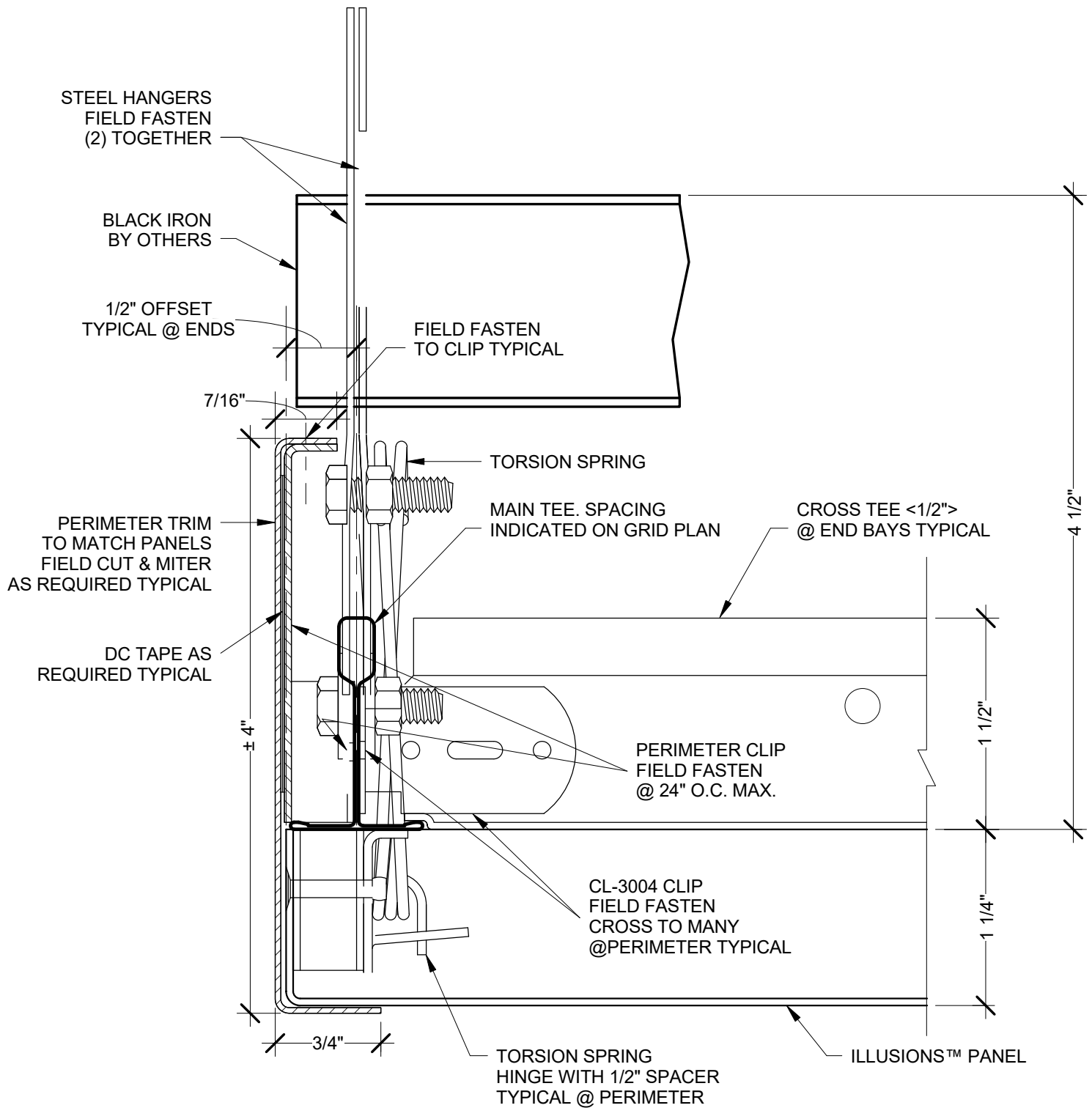
ISSUE RECORD:

DATE:
2/8/2019 9:02:53 AM

SHEET INFORMATION:

UCPI 22

DISCLAIMER: THE USG PRODUCT INFORMATION CONTAINED HEREIN ARE INTENDED FOR USE AS PRODUCT REFERENCE MATERIAL BY ARCHITECTS, ENGINEERS, AND OTHER DESIGN PROFESSIONALS, CONTRACTORS, BUILDING CODE OFFICIALS, OR OTHER COMPETENT CONSTRUCTION INDUSTRY TRADE PROFESSIONALS HAVING AN INTEREST IN THE SELECTION, SPECIFICATION, AND USE OF PRODUCTS MANUFACTURED BY THE SUBSIDIARIES OF USG CORPORATION. THE DRAWINGS ARE INTENDED SOLELY AS TECHNICAL SUPPORT INCIDENT TO THE SALE AND USE OF USG PRODUCTS AND NOT INTENDED TO BE A SUBSTITUTE FOR THE DESIGN REVIEW AND APPROVAL OF THE LICENSED DESIGN PROFESSIONALS FOR THE PROJECT. THESE MATERIALS MAY BE PRINTED AND/OR TRANSFERRED ELECTRONICALLY SOLELY AS NEEDED BY THE USER. BECAUSE CAD ELECTRONIC FILES AND BIM (BUILDING INFORMATION MODELING) FILES CAN BE MODIFIED BY OTHER PARTIES, WITHOUT NOTICE OR INDICATION OF SUCH MODIFICATIONS, MODIFICATION OF USG PRODUCT CAD DRAWINGS IS THE SOLE RESPONSIBILITY OF THE DESIGN PROFESSIONAL.



USG CEILINGS PLUS - ILLUSIONS™

PERIMETER DETAIL 5 @ BLACK IRON CLIP

12" = 1'-0"

23



6711 E. Washington Boulevard Los Angeles, California 90040
Tel. 800-822-3411 - Fax: 323-724-8249
Email: info@ceilingsplus.com Website: www.ceilingsplus.com

USG CEILINGS PLUS
ILLUSIONS™

ISSUE RECORD:

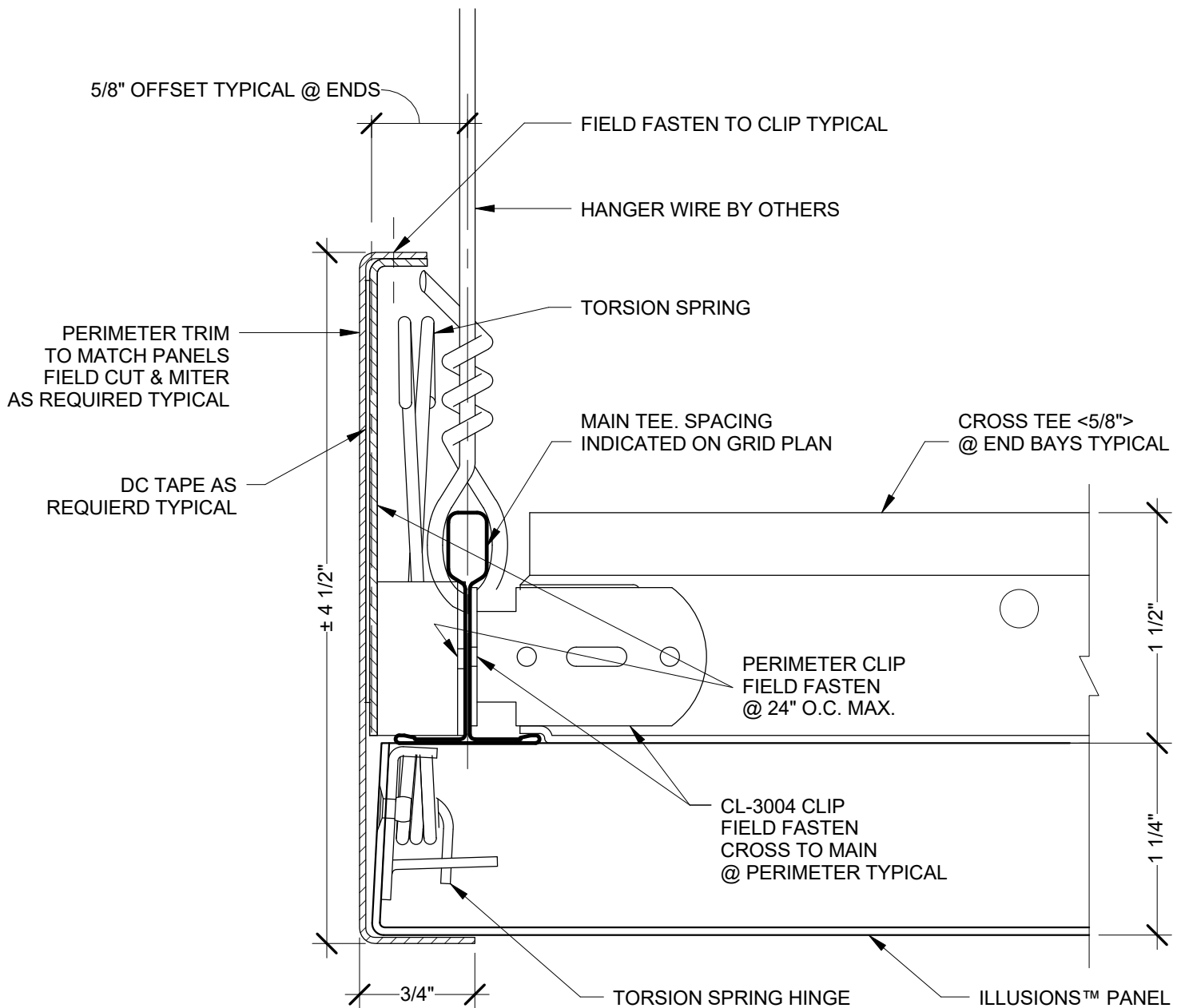
DATE:

2/8/2019 9:02:54 AM

SHEET INFORMATION:

UCPI 23

DISCLAIMER: THE USG PRODUCT INFORMATION CONTAINED HEREIN ARE INTENDED FOR USE AS PRODUCT REFERENCE MATERIAL BY ARCHITECTS, ENGINEERS, AND OTHER DESIGN PROFESSIONALS, CONTRACTORS, BUILDING CODE OFFICIALS, OR OTHER COMPETENT CONSTRUCTION INDUSTRY TRADE PROFESSIONALS HAVING AN INTEREST IN THE SELECTION, SPECIFICATION, AND USE OF PRODUCTS MANUFACTURED BY THE SUBSIDIARIES OF USG CORPORATION. THE DRAWINGS ARE INTENDED SOLELY AS TECHNICAL SUPPORT INCIDENT TO THE SALE AND USE OF USG PRODUCTS AND NOT INTENDED TO BE A SUBSTITUTE FOR THE DESIGN REVIEW AND APPROVAL OF THE LICENSED DESIGN PROFESSIONALS FOR THE PROJECT. THESE MATERIALS MAY BE PRINTED AND/OR TRANSFERRED ELECTRONICALLY SOLELY AS NEEDED BY THE USER. BECAUSE CAD ELECTRONIC FILES AND BIM (BUILDING INFORMATION MODELING) FILES CAN BE MODIFIED BY OTHER PARTIES, WITHOUT NOTICE OR INDICATION OF SUCH MODIFICATIONS, MODIFICATION OF USG PRODUCT CAD DRAWINGS IS THE SOLE RESPONSIBILITY OF THE DESIGN PROFESSIONAL.



USG CEILINGS PLUS - ILLUSIONS™
PERIMETER DETAIL 11

24

12" = 1'-0"



6711 E. Washington Boulevard Los Angeles, California 90040
Tel. 800-822-3411 - Fax: 323-724-8249
Email: info@ceilingsplus.com Website: www.ceilingsplus.com

USG CEILINGS PLUS
ILLUSIONS™

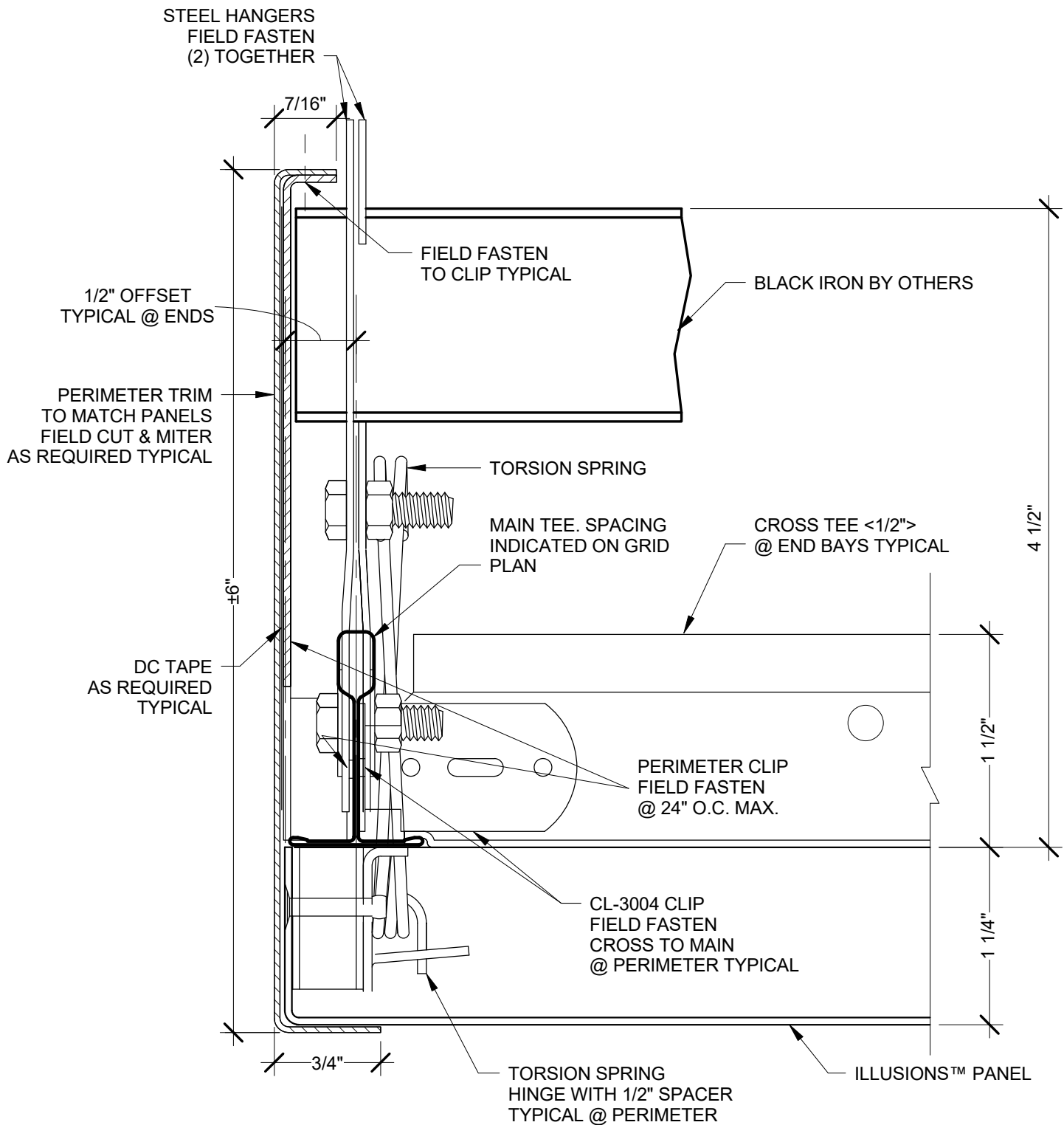
ISSUE RECORD:

DATE:
2/8/2019 9:02:54 AM

SHEET INFORMATION:

UCPI 24

DISCLAIMER: THE USG PRODUCT INFORMATION CONTAINED HEREIN ARE INTENDED FOR USE AS PRODUCT REFERENCE MATERIAL, BY ARCHITECTS, ENGINEERS, AND OTHER DESIGN PROFESSIONALS, CONTRACTORS, BUILDING CODE OFFICIALS, OR OTHER COMPETENT CONSTRUCTION INDUSTRY TRADE PROFESSIONALS HAVING AN INTEREST IN THE SELECTION, SPECIFICATION, AND USE OF PRODUCTS MANUFACTURED BY THE SUBSIDIARIES OF USG CORPORATION. THE DRAWINGS ARE INTENDED SOLELY AS TECHNICAL SUPPORT INCIDENT TO THE SALE AND USE OF USG PRODUCTS AND NOT INTENDED TO BE A SUBSTITUTE FOR THE DESIGN REVIEW AND APPROVAL OF THE LICENSED DESIGN PROFESSIONALS FOR THE PROJECT. THESE MATERIALS MAY BE PRINTED AND/OR TRANSFERRED ELECTRONICALLY SOLELY AS NEEDED BY THE USER, BECAUSE CAD ELECTRONIC FILES AND BIM (BUILDING INFORMATION MODELING) FILES CAN BE MODIFIED BY OTHER PARTIES, WITHOUT NOTICE OR INDICATION OF SUCH MODIFICATIONS, MODIFICATION OF USG PRODUCT CAD DRAWINGS IS THE SOLE RESPONSIBILITY OF THE DESIGN PROFESSIONAL.



USG CEILINGS PLUS - ILLUSIONS™

PERIMETER DETAIL 6 @ BLACK IRON CLIP

12" = 1'-0"



CEILINGS PLUS

6711 E. Washington Boulevard Los Angeles, California 90040
Tel. 800-822-3411 - Fax: 323-724-8249
Email: info@ceilingsplus.com Website: www.ceilingsplus.com

USG CEILINGS PLUS
ILLUSIONS™

ISSUE RECORD:

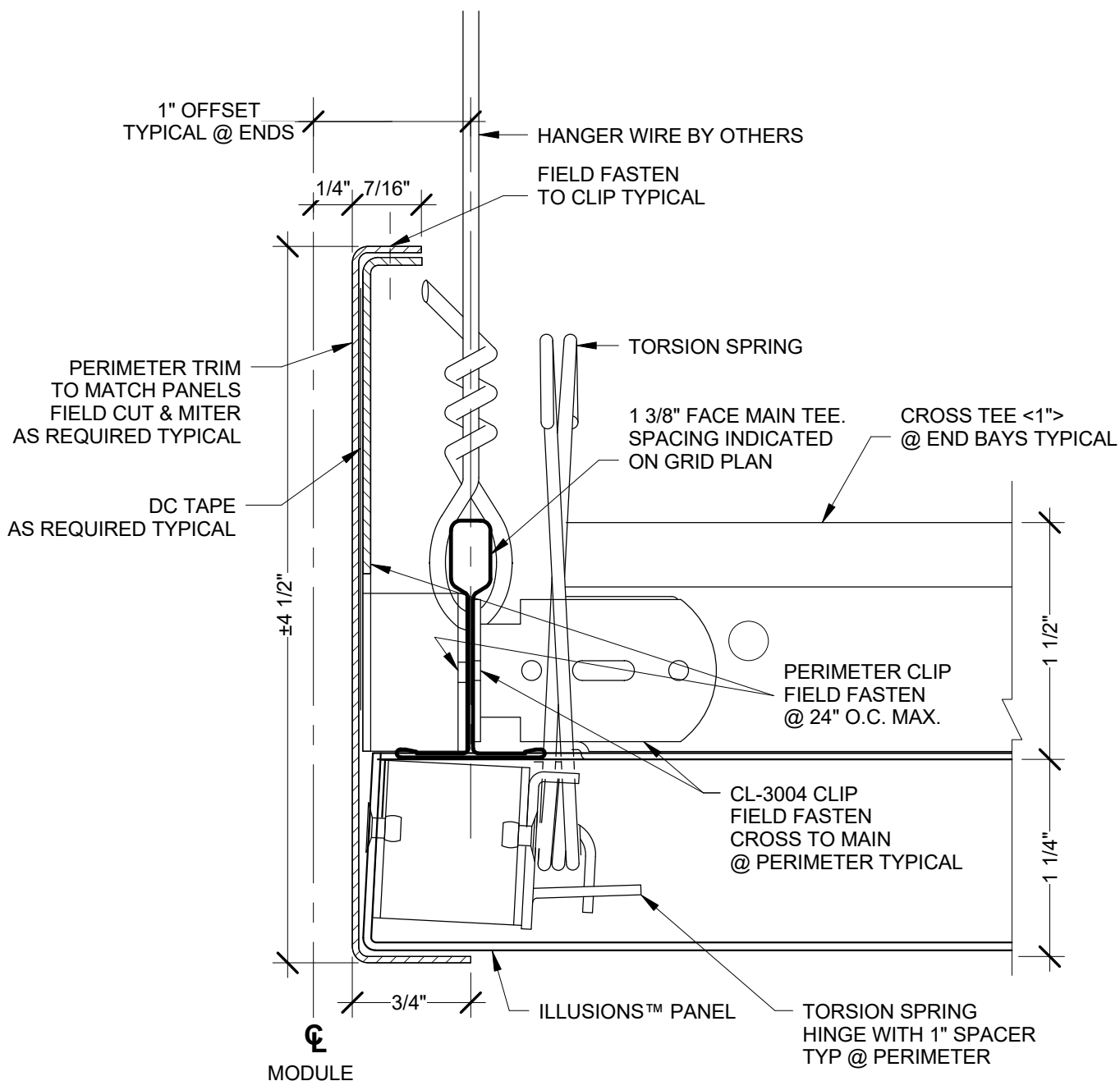
DATE:

2/8/2019 9:02:54 AM

SHEET INFORMATION:

UCPI 25

DISCLAIMER: THE USG PRODUCT INFORMATION CONTAINED HEREIN ARE INTENDED FOR USE AS PRODUCT REFERENCE MATERIAL BY ARCHITECTS, ENGINEERS, AND OTHER DESIGN PROFESSIONALS, CONTRACTORS, BUILDING CODE OFFICIALS, OR OTHER COMPETENT CONSTRUCTION INDUSTRY TRADE PROFESSIONALS HAVING AN INTEREST IN THE SELECTION, SPECIFICATION, AND USE OF PRODUCTS MANUFACTURED BY THE SUBSIDIARIES OF USG CORPORATION. THE DRAWINGS ARE INTENDED SOLELY AS TECHNICAL SUPPORT INCIDENT TO THE SALE AND USE OF USG PRODUCTS AND NOT INTENDED TO BE A SUBSTITUTE FOR THE DESIGN REVIEW AND APPROVAL OF THE LICENSED DESIGN PROFESSIONALS FOR THE PROJECT. THESE MATERIALS MAY BE PRINTED AND/OR TRANSFERRED ELECTRONICALLY SOLELY AS NEEDED BY THE USER. BECAUSE CAD ELECTRONIC FILES AND BIM (BUILDING INFORMATION MODELING) FILES CAN BE MODIFIED BY OTHER PARTIES, WITHOUT NOTICE OR INDICATION OF SUCH MODIFICATIONS, MODIFICATION OF USG PRODUCT CAD DRAWINGS IS THE SOLE RESPONSIBILITY OF THE DESIGN PROFESSIONAL.



USG CEILINGS PLUS - ILLUSIONS™
PERIMETER DETAIL 12

26

12" = 1'-0"



6711 E. Washington Boulevard Los Angeles, California 90040
Tel. 800-822-3411 - Fax: 323-724-8249
Email: info@ceilingsplus.com Website: www.ceilingsplus.com

USG CEILINGS PLUS
ILLUSIONS™

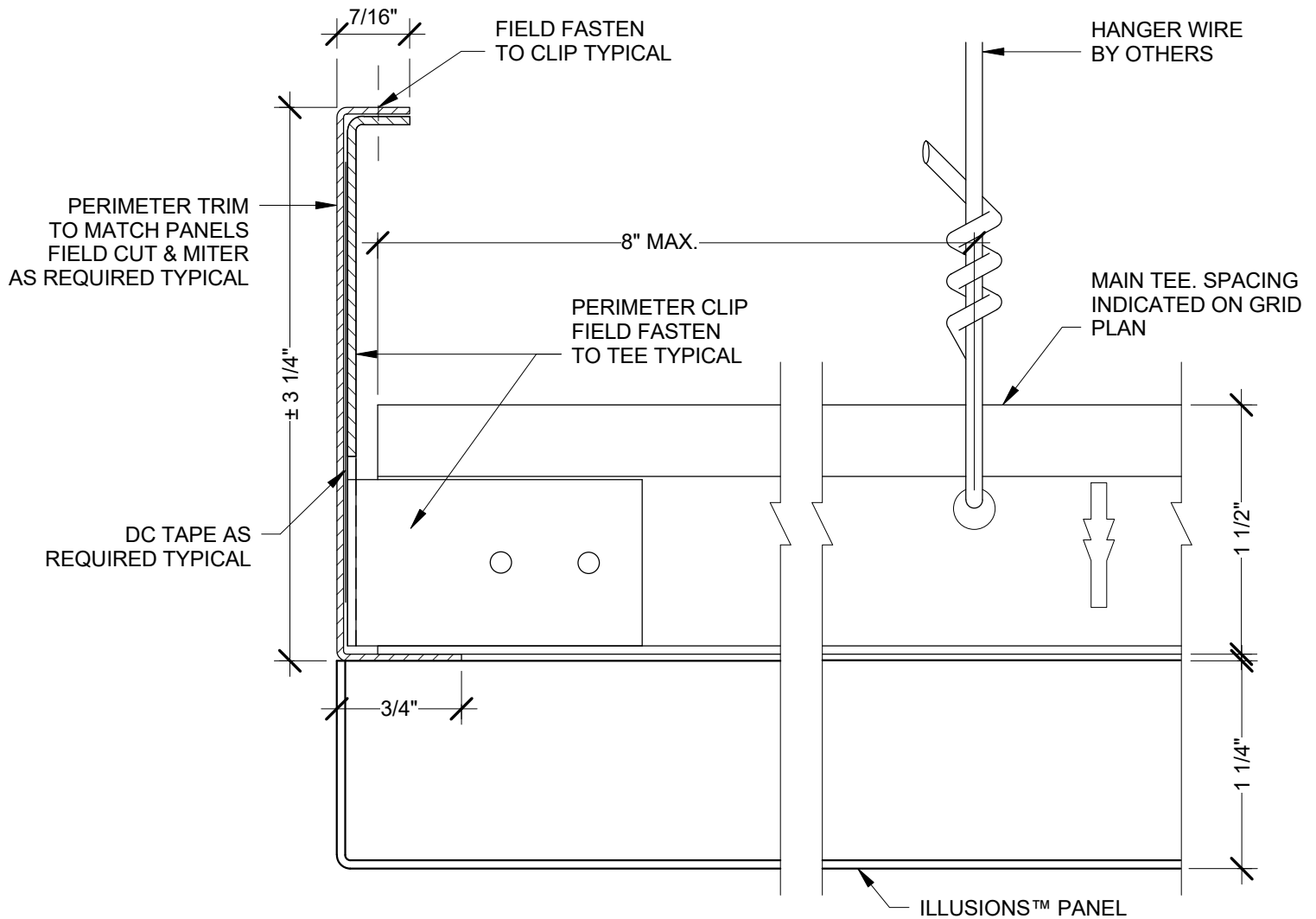
ISSUE RECORD:

DATE:
2/8/2019 9:02:55 AM

SHEET INFORMATION:

UCPI 26

DISCLAIMER: THE USG PRODUCT INFORMATION CONTAINED HEREIN ARE INTENDED FOR USE AS PRODUCT REFERENCE MATERIAL BY ARCHITECTS, ENGINEERS, AND OTHER DESIGN PROFESSIONALS, CONTRACTORS, BUILDING CODE OFFICIALS, OR OTHER COMPETENT CONSTRUCTION INDUSTRY TRADE PROFESSIONALS HAVING AN INTEREST IN THE SELECTION, SPECIFICATION, AND USE OF PRODUCTS MANUFACTURED BY THE SUBSIDIARIES OF USG CORPORATION. THE DRAWINGS ARE INTENDED SOLELY AS TECHNICAL SUPPORT INCIDENT TO THE SALE AND USE OF USG PRODUCTS AND NOT INTENDED TO BE A SUBSTITUTE FOR THE DESIGN REVIEW AND APPROVAL OF THE LICENSED DESIGN PROFESSIONALS FOR THE PROJECT. THESE MATERIALS MAY BE PRINTED AND/OR TRANSFERRED ELECTRONICALLY SOLELY AS NEEDED BY THE USER. BECAUSE CAD ELECTRONIC FILES AND BIM (BUILDING INFORMATION MODELING) FILES CAN BE MODIFIED BY OTHER PARTIES, WITHOUT NOTICE OR INDICATION OF SUCH MODIFICATIONS, MODIFICATION OF USG PRODUCT CAD DRAWINGS IS THE SOLE RESPONSIBILITY OF THE DESIGN PROFESSIONAL.



USG CEILINGS PLUS - ILLUSIONS™
 PERIMETER DETAIL 13
 12" = 1'-0"

27



6711 E. Washington Boulevard Los Angeles, California 90040
 Tel. 800-822-3411 - Fax: 323-724-8249
 Email: info@ceilingsplus.com Website: www.ceilingsplus.com

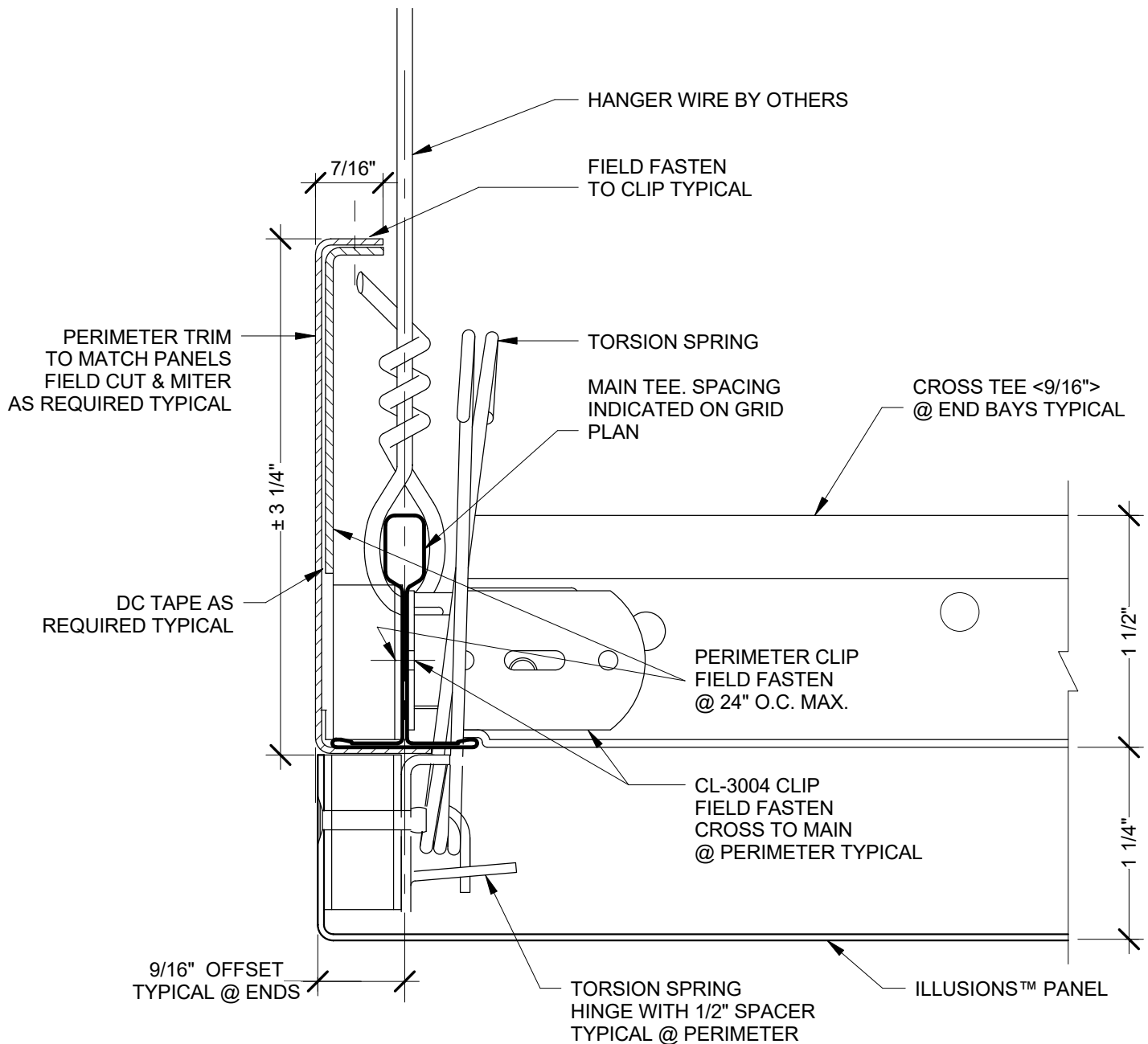
USG CEILINGS PLUS
 ILLUSIONS™

ISSUE RECORD:

 DATE:
 2/8/2019 9:02:55 AM

SHEET INFORMATION:
 UCPI 27

DISCLAIMER: THE USG PRODUCT INFORMATION CONTAINED HEREIN ARE INTENDED FOR USE AS PRODUCT REFERENCE MATERIAL BY ARCHITECTS, ENGINEERS, AND OTHER DESIGN PROFESSIONALS, CONTRACTORS, BUILDING CODE OFFICIALS, OR OTHER COMPETENT CONSTRUCTION INDUSTRY TRADE PROFESSIONALS HAVING AN INTEREST IN THE SELECTION, SPECIFICATION, AND USE OF PRODUCTS MANUFACTURED BY THE SUBSIDIARIES OF USG CORPORATION. THE DRAWINGS ARE INTENDED SOLELY AS TECHNICAL SUPPORT INCIDENT TO THE SALE AND USE OF USG PRODUCTS AND NOT INTENDED TO BE A SUBSTITUTE FOR THE DESIGN REVIEW AND APPROVAL OF THE LICENSED DESIGN PROFESSIONALS FOR THE PROJECT. THESE MATERIALS MAY BE PRINTED AND/OR TRANSFERRED ELECTRONICALLY SOLELY AS NEEDED BY THE USER. BECAUSE CAD ELECTRONIC FILES AND BIM (BUILDING INFORMATION MODELING) FILES CAN BE MODIFIED BY OTHER PARTIES, WITHOUT NOTICE OR INDICATION OF SUCH MODIFICATIONS, MODIFICATION OF USG PRODUCT CAD DRAWINGS IS THE SOLE RESPONSIBILITY OF THE DESIGN PROFESSIONAL.



USG CEILINGS PLUS - ILLUSIONS™
 PERIMETER DETAIL 14
 12" = 1'-0"

28



6711 E. Washington Boulevard Los Angeles, California 90040
 Tel. 800-822-3411 - Fax: 323-724-8249
 Email: info@ceilingsplus.com Website: www.ceilingsplus.com

USG CEILINGS PLUS
 ILLUSIONS™

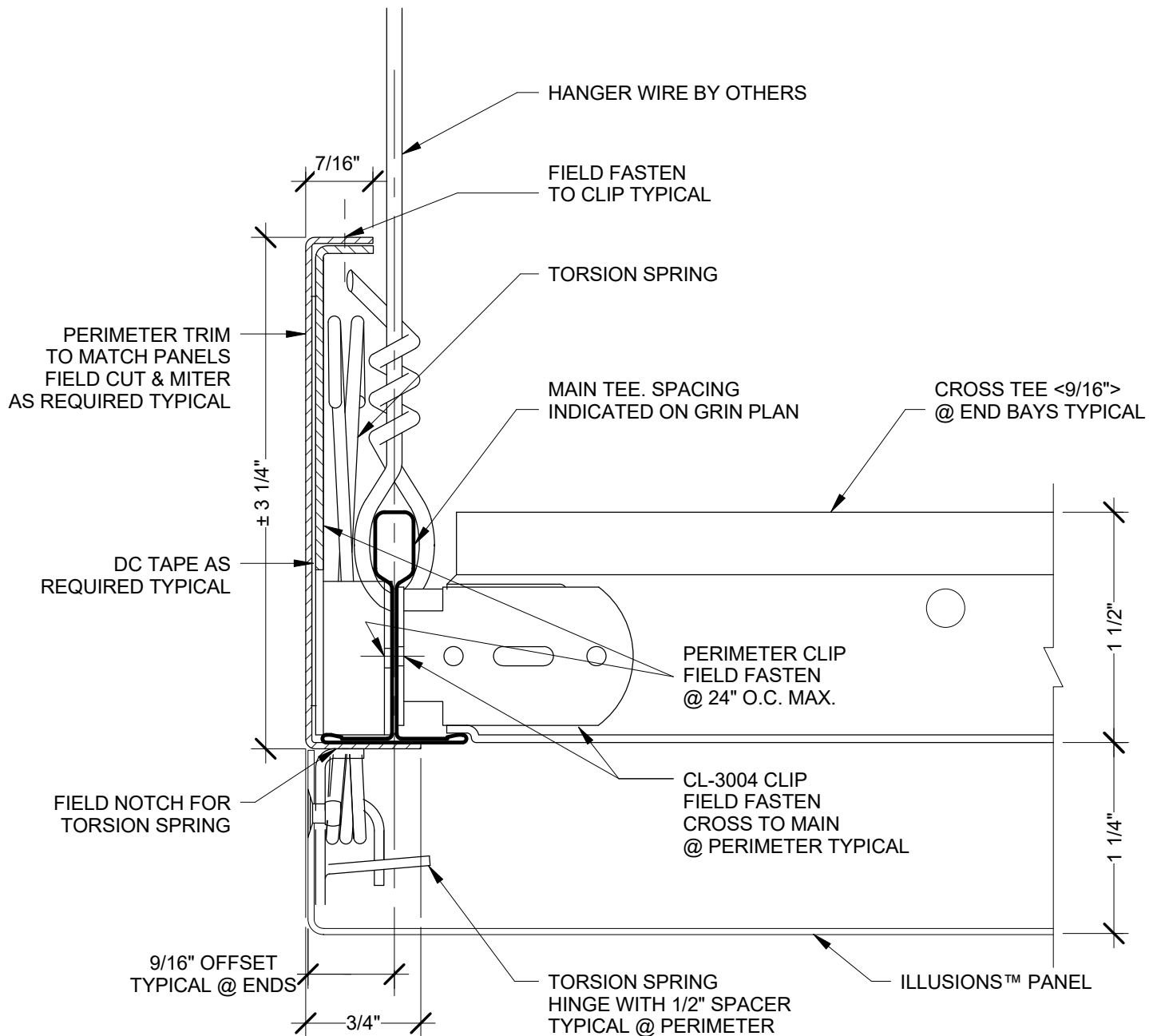
ISSUE RECORD:

DATE:
 2/8/2019 9:02:55 AM

SHEET INFORMATION:

UCPI 28

DISCLAIMER: THE USG PRODUCT INFORMATION CONTAINED HEREIN ARE INTENDED FOR USE AS PRODUCT REFERENCE MATERIAL BY ARCHITECTS, ENGINEERS, AND OTHER DESIGN PROFESSIONALS, CONTRACTORS, BUILDING CODE OFFICIALS, OR OTHER COMPETENT CONSTRUCTION INDUSTRY TRADE PROFESSIONALS HAVING AN INTEREST IN THE SELECTION, SPECIFICATION, AND USE OF PRODUCTS MANUFACTURED BY THE SUBSIDIARIES OF USG CORPORATION. THE DRAWINGS ARE INTENDED SOLELY AS TECHNICAL SUPPORT INCIDENT TO THE SALE AND USE OF USG PRODUCTS AND NOT INTENDED TO BE A SUBSTITUTE FOR THE DESIGN REVIEW AND APPROVAL OF THE LICENSED DESIGN PROFESSIONALS FOR THE PROJECT. THESE MATERIALS MAY BE PRINTED AND/OR TRANSFERRED ELECTRONICALLY SOLELY AS NEEDED BY THE USER. BECAUSE CAD ELECTRONIC FILES AND BIM (BUILDING INFORMATION MODELING) FILES CAN BE MODIFIED BY OTHER PARTIES, WITHOUT NOTICE OR INDICATION OF SUCH MODIFICATIONS, MODIFICATION OF USG PRODUCT CAD DRAWINGS IS THE SOLE RESPONSIBILITY OF THE DESIGN PROFESSIONAL.



USG CEILINGS PLUS - ILLUSIONS™
PERIMETER DETAIL 15

29
12" = 1'-0"



6711 E. Washington Boulevard Los Angeles, California 90040
Tel. 800-822-3411 - Fax: 323-724-8249
Email: info@ceilingsplus.com Website: www.ceilingsplus.com

USG CEILINGS PLUS
ILLUSIONS™

ISSUE RECORD:

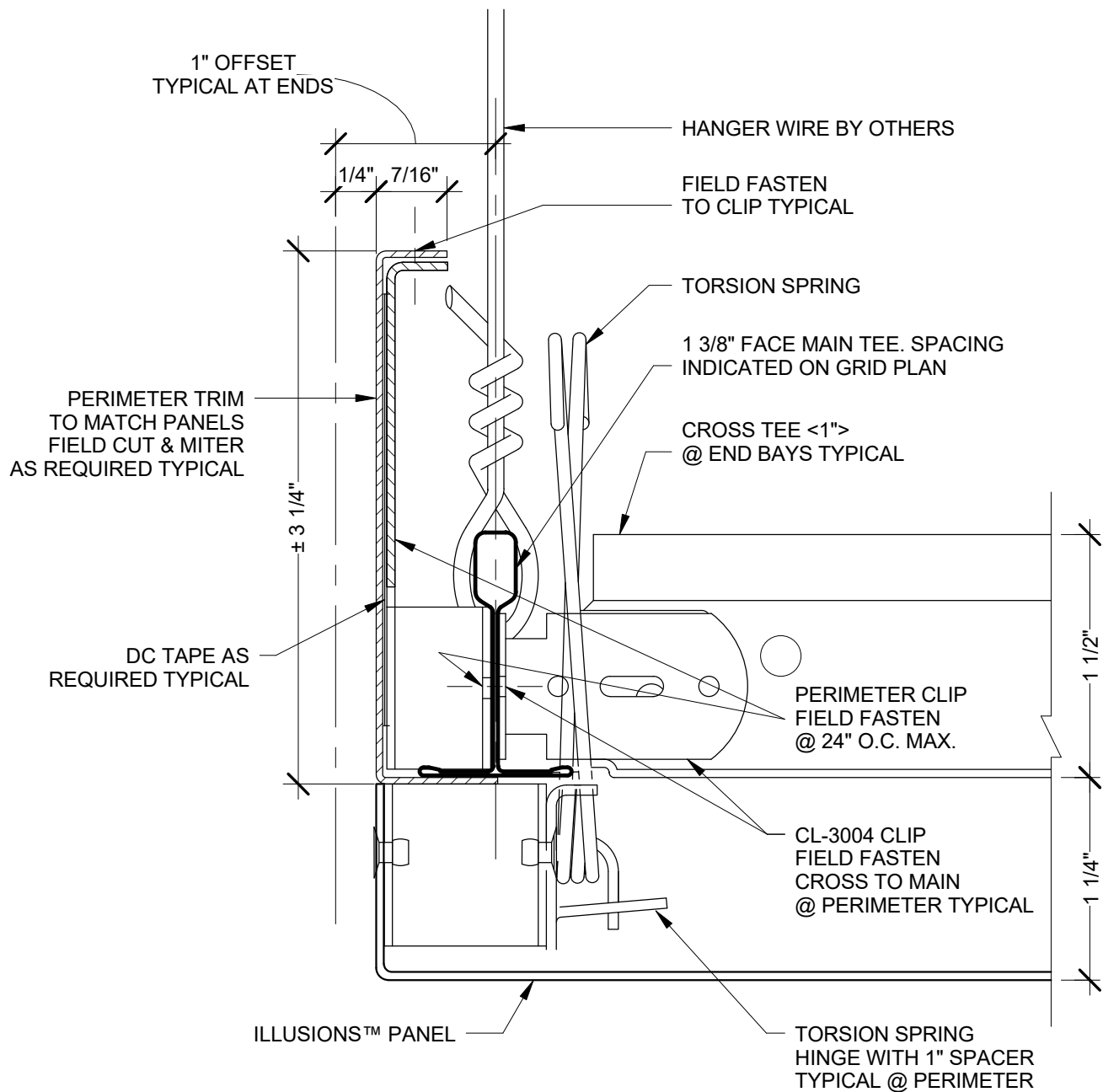
DATE:

2/8/2019 9:02:56 AM

SHEET INFORMATION:

UCPI 29

DISCLAIMER: THE USG PRODUCT INFORMATION CONTAINED HEREIN ARE INTENDED FOR USE AS PRODUCT REFERENCE MATERIAL BY ARCHITECTS, ENGINEERS, AND OTHER DESIGN PROFESSIONALS, CONTRACTORS, BUILDING CODE OFFICIALS, OR OTHER COMPETENT CONSTRUCTION INDUSTRY TRADE PROFESSIONALS HAVING AN INTEREST IN THE SELECTION, SPECIFICATION, AND USE OF PRODUCTS MANUFACTURED BY THE SUBSIDIARIES OF USG CORPORATION. THE DRAWINGS ARE INTENDED SOLELY AS TECHNICAL SUPPORT INCIDENT TO THE SALE AND USE OF USG PRODUCTS AND NOT INTENDED TO BE A SUBSTITUTE FOR THE DESIGN REVIEW AND APPROVAL OF THE LICENSED DESIGN PROFESSIONALS FOR THE PROJECT. THESE MATERIALS MAY BE PRINTED AND/OR TRANSFERRED ELECTRONICALLY SOLELY AS NEEDED BY THE USER. BECAUSE CAD ELECTRONIC FILES AND BIM (BUILDING INFORMATION MODELING) FILES CAN BE MODIFIED BY OTHER PARTIES, WITHOUT NOTICE OR INDICATION OF SUCH MODIFICATIONS, MODIFICATION OF USG PRODUCT CAD DRAWINGS IS THE SOLE RESPONSIBILITY OF THE DESIGN PROFESSIONAL.



USG CEILINGS PLUS - ILLUSIONS™
PERIMETER DETAIL 16
12" = 1'-0"

30



CEILINGS PLUS

6711 E. Washington Boulevard Los Angeles, California 90040
Tel. 800-822-3411 - Fax: 323-724-8249
Email: info@ceilingsplus.com Website: www.ceilingsplus.com

USG CEILINGS PLUS
ILLUSIONS™

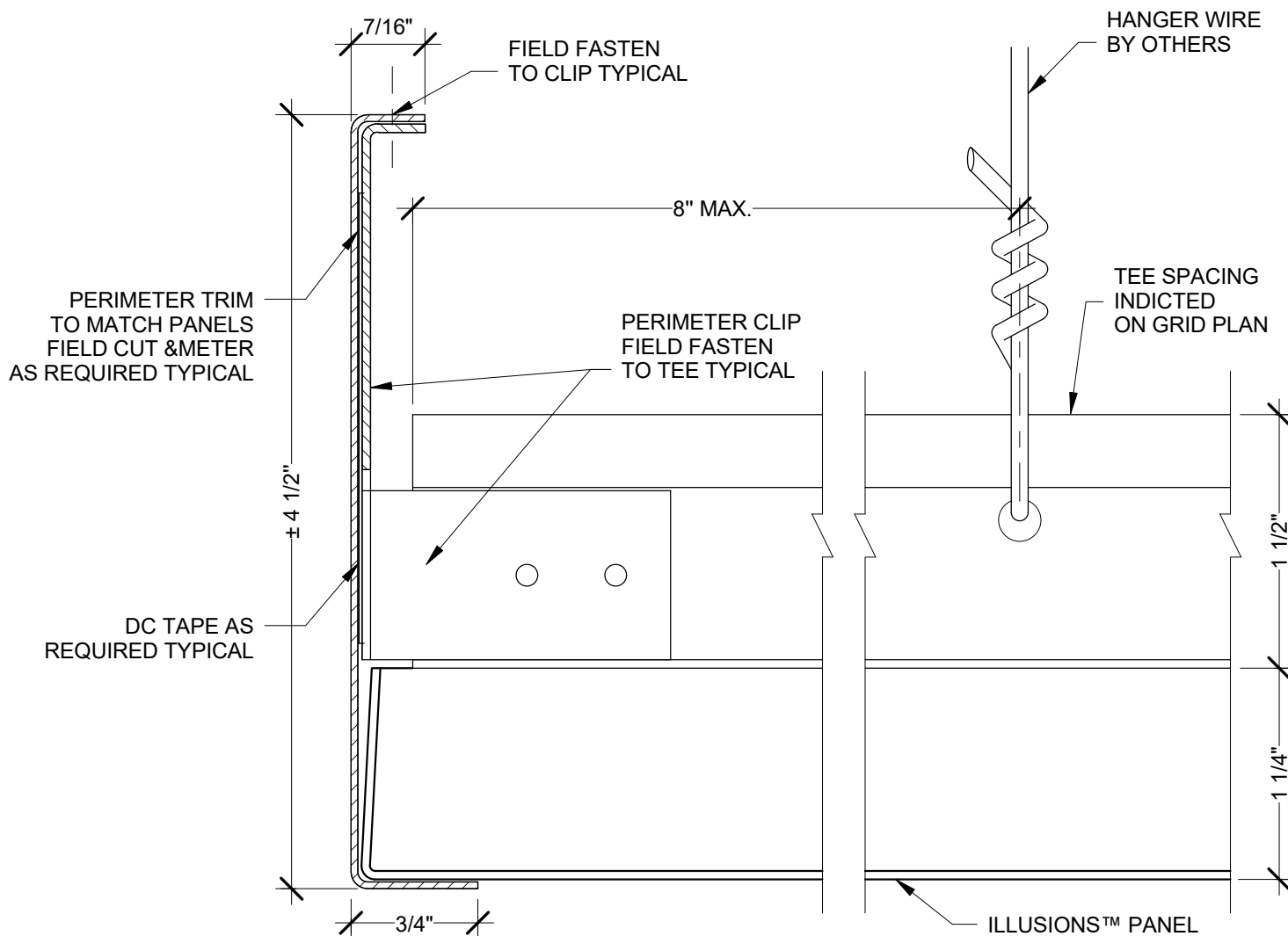
ISSUE RECORD:

DATE:
2/8/2019 9:02:56 AM

SHEET INFORMATION:

UCPI 30

DISCLAIMER: THE USG PRODUCT INFORMATION CONTAINED HEREIN ARE INTENDED FOR USE AS PRODUCT REFERENCE MATERIAL BY ARCHITECTS, ENGINEERS, AND OTHER DESIGN PROFESSIONALS, CONTRACTORS, BUILDING CODE OFFICIALS, OR OTHER COMPETENT CONSTRUCTION INDUSTRY TRADE PROFESSIONALS HAVING AN INTEREST IN THE SELECTION, SPECIFICATION, AND USE OF PRODUCTS MANUFACTURED BY THE SUBSIDIARIES OF USG CORPORATION. THE DRAWINGS ARE INTENDED SOLELY AS TECHNICAL SUPPORT INCIDENT TO THE SALE AND USE OF USG PRODUCTS AND NOT INTENDED TO BE A SUBSTITUTE FOR THE DESIGN REVIEW AND APPROVAL OF THE LICENSED DESIGN PROFESSIONALS FOR THE PROJECT. THESE MATERIALS MAY BE PRINTED AND/OR TRANSFERRED ELECTRONICALLY SOLELY AS NEEDED BY THE USER. BECAUSE CAD ELECTRONIC FILES AND BIM (BUILDING INFORMATION MODELING) FILES CAN BE MODIFIED BY OTHER PARTIES, WITHOUT NOTICE OR INDICATION OF SUCH MODIFICATIONS, MODIFICATION OF USG PRODUCT CAD DRAWINGS IS THE SOLE RESPONSIBILITY OF THE DESIGN PROFESSIONAL.



USG CEILINGS PLUS - ILLUSIONS™
PERIMETER DETAIL 17

31
12" = 1'-0"



6711 E. Washington Boulevard Los Angeles, California 90040
Tel. 800-822-3411 - Fax: 323-724-8249
Email: info@ceilingsplus.com Website: www.ceilingsplus.com

USG CEILINGS PLUS
ILLUSIONS™

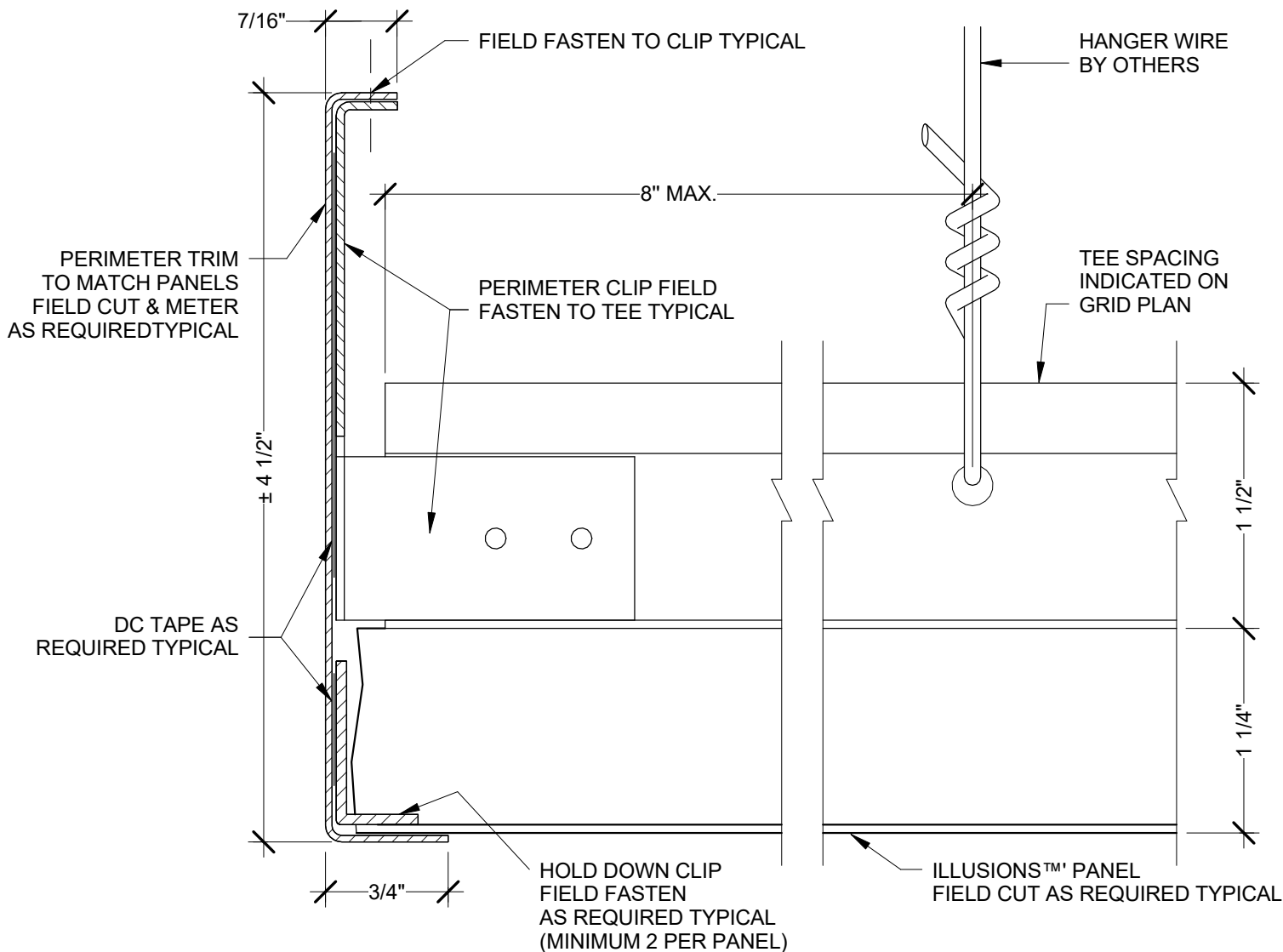
ISSUE RECORD:

DATE:
2/8/2019 9:02:57 AM

SHEET INFORMATION:

UCPI 31

DISCLAIMER: THE USG PRODUCT INFORMATION CONTAINED HEREIN ARE INTENDED FOR USE AS PRODUCT REFERENCE MATERIAL BY ARCHITECTS, ENGINEERS, AND OTHER DESIGN PROFESSIONALS, CONTRACTORS, BUILDING CODE OFFICIALS, OR OTHER COMPETENT CONSTRUCTION INDUSTRY TRADE PROFESSIONALS HAVING AN INTEREST IN THE SELECTION, SPECIFICATION, AND USE OF PRODUCTS MANUFACTURED BY THE SUBSIDIARIES OF USG CORPORATION. THE DRAWINGS ARE INTENDED SOLELY AS TECHNICAL SUPPORT INCIDENT TO THE SALE AND USE OF USG PRODUCTS AND NOT INTENDED TO BE A SUBSTITUTE FOR THE DESIGN REVIEW AND APPROVAL OF THE LICENSED DESIGN PROFESSIONALS FOR THE PROJECT. THESE MATERIALS MAY BE PRINTED AND/OR TRANSFERRED ELECTRONICALLY SOLELY AS NEEDED BY THE USER. BECAUSE CAD ELECTRONIC FILES AND BIM (BUILDING INFORMATION MODELING) FILES CAN BE MODIFIED BY OTHER PARTIES, WITHOUT NOTICE OR INDICATION OF SUCH MODIFICATIONS, MODIFICATION OF USG PRODUCT CAD DRAWINGS IS THE SOLE RESPONSIBILITY OF THE DESIGN PROFESSIONAL.



USG CEILINGS PLUS - ILLUSIONS™
PERIMETER DETAIL 18

32

12" = 1'-0"



6711 E. Washington Boulevard Los Angeles, California 90040
Tel. 800-822-3411 - Fax: 323-724-8249
Email: info@ceilingsplus.com Website: www.ceilingsplus.com

USG CEILINGS PLUS
ILLUSIONS™

ISSUE RECORD:

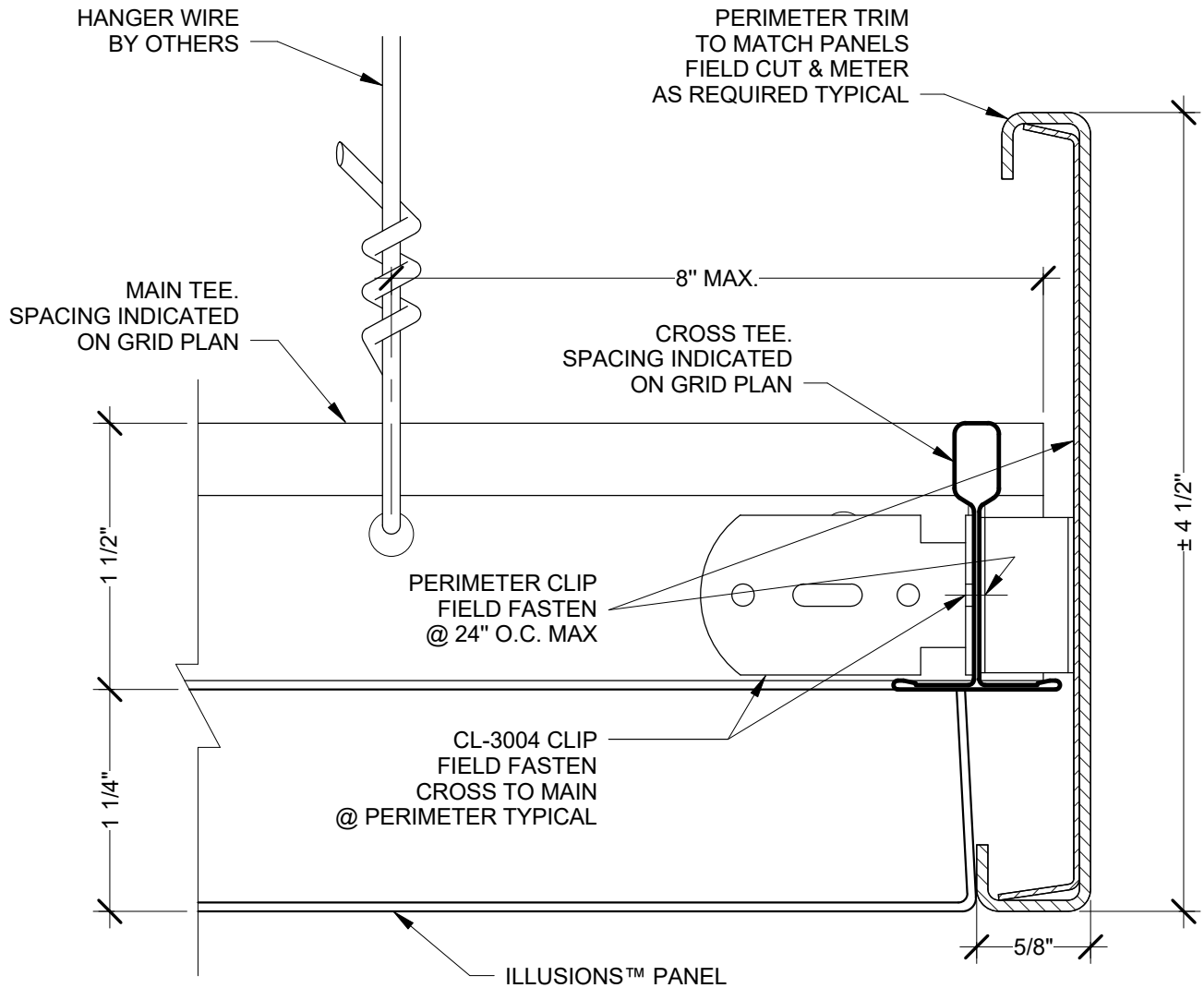
DATE:

2/8/2019 9:02:57 AM

SHEET INFORMATION:

UCPI 32

DISCLAIMER: THE USG PRODUCT INFORMATION CONTAINED HEREIN ARE INTENDED FOR USE AS PRODUCT REFERENCE MATERIAL BY ARCHITECTS, ENGINEERS, AND OTHER DESIGN PROFESSIONALS, CONTRACTORS, BUILDING CODE OFFICIALS, OR OTHER COMPETENT CONSTRUCTION INDUSTRY TRADE PROFESSIONALS HAVING AN INTEREST IN THE SELECTION, SPECIFICATION, AND USE OF PRODUCTS MANUFACTURED BY THE SUBSIDIARIES OF USG CORPORATION. THE DRAWINGS ARE INTENDED SOLELY AS TECHNICAL SUPPORT INCIDENT TO THE SALE AND USE OF USG PRODUCTS AND NOT INTENDED TO BE A SUBSTITUTE FOR THE DESIGN REVIEW AND APPROVAL OF THE LICENSED DESIGN PROFESSIONALS FOR THE PROJECT. THESE MATERIALS MAY BE PRINTED AND/OR TRANSFERRED ELECTRONICALLY SOLELY AS NEEDED BY THE USER. BECAUSE CAD ELECTRONIC FILES AND BIM (BUILDING INFORMATION MODELING) FILES CAN BE MODIFIED BY OTHER PARTIES, WITHOUT NOTICE OR INDICATION OF SUCH MODIFICATIONS, MODIFICATION OF USG PRODUCT CAD DRAWINGS IS THE SOLE RESPONSIBILITY OF THE DESIGN PROFESSIONAL.



USG CEILINGS PLUS - ILLUSIONS™

PERIMETER DETAIL 33

12" = 1'-0"



6711 E. Washington Boulevard Los Angeles, California 90040
Tel. 800-822-3411 - Fax: 323-724-8249
Email: info@ceilingsplus.com Website: www.ceilingsplus.com

USG CEILINGS PLUS
ILLUSIONS™

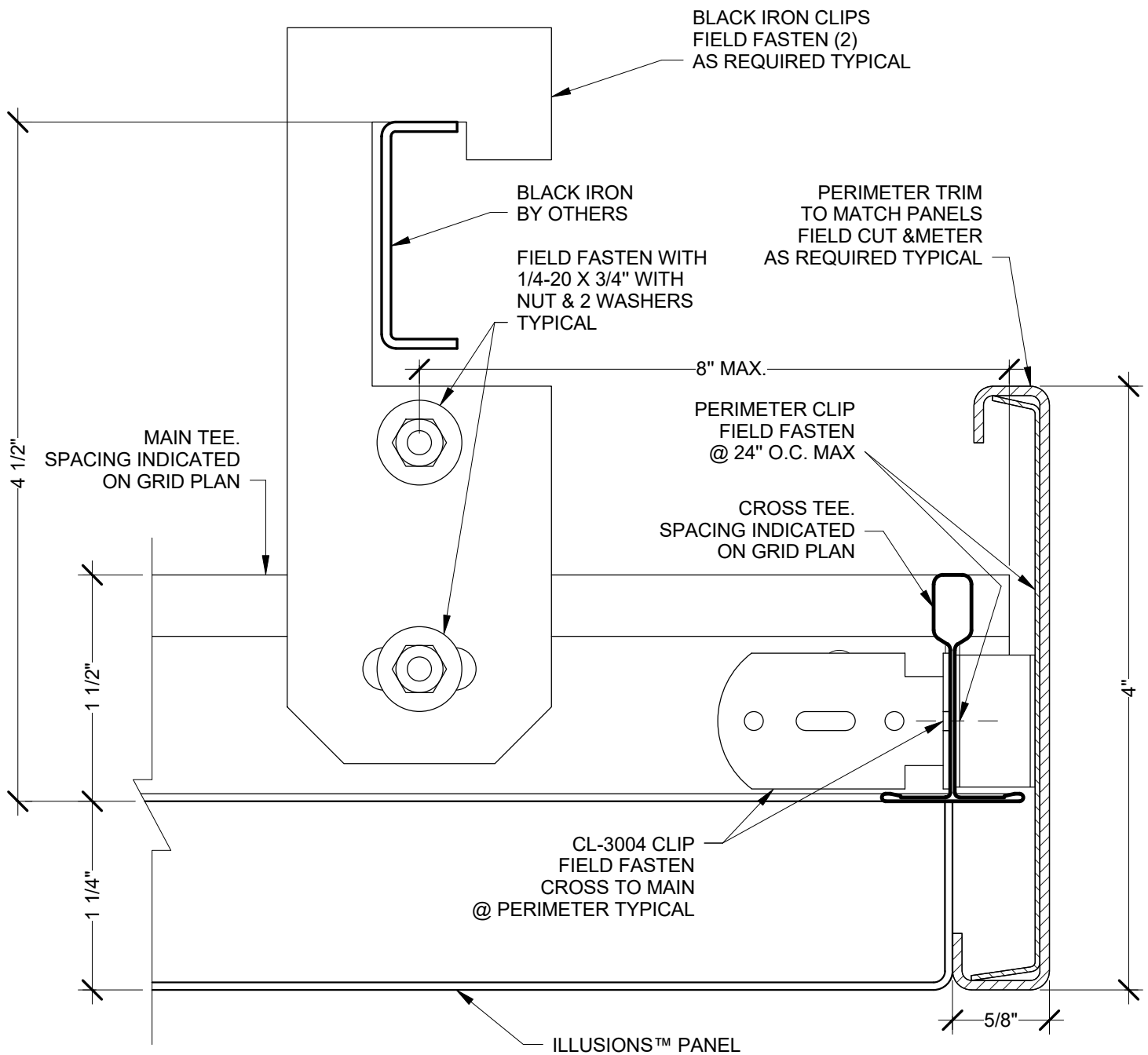
ISSUE RECORD:

DATE:
2/8/2019 9:02:57 AM

SHEET INFORMATION:

UCPI 33

DISCLAIMER: THE USG PRODUCT INFORMATION CONTAINED HEREIN ARE INTENDED FOR USE AS PRODUCT REFERENCE MATERIAL BY ARCHITECTS, ENGINEERS, AND OTHER DESIGN PROFESSIONALS, CONTRACTORS, BUILDING CODE OFFICIALS, OR OTHER COMPETENT CONSTRUCTION INDUSTRY TRADE PROFESSIONALS HAVING AN INTEREST IN THE SELECTION, SPECIFICATION, AND USE OF PRODUCTS MANUFACTURED BY THE SUBSIDIARIES OF USG CORPORATION. THE DRAWINGS ARE INTENDED SOLELY AS TECHNICAL SUPPORT INCIDENT TO THE SALE AND USE OF USG PRODUCTS AND NOT INTENDED TO BE A SUBSTITUTE FOR THE DESIGN REVIEW AND APPROVAL OF THE LICENSED DESIGN PROFESSIONALS FOR THE PROJECT. THESE MATERIALS MAY BE PRINTED AND/OR TRANSFERRED ELECTRONICALLY SOLELY AS NEEDED BY THE USER. BECAUSE CAD ELECTRONIC FILES AND BIM (BUILDING INFORMATION MODELING) FILES CAN BE MODIFIED BY OTHER PARTIES, WITHOUT NOTICE OR INDICATION OF SUCH MODIFICATIONS, MODIFICATION OF USG PRODUCT CAD DRAWINGS IS THE SOLE RESPONSIBILITY OF THE DESIGN PROFESSIONAL.



USG CEILINGS PLUS - ILLUSIONS™

PERIMETER DETAIL 7 @ BLACK IRON CLIP

12" = 1'-0"

34



6711 E. Washington Boulevard Los Angeles, California 90040
Tel. 800-822-3411 - Fax: 323-724-8249
Email: info@ceilingsplus.com Website: www.ceilingsplus.com

USG CEILINGS PLUS
ILLUSIONS™

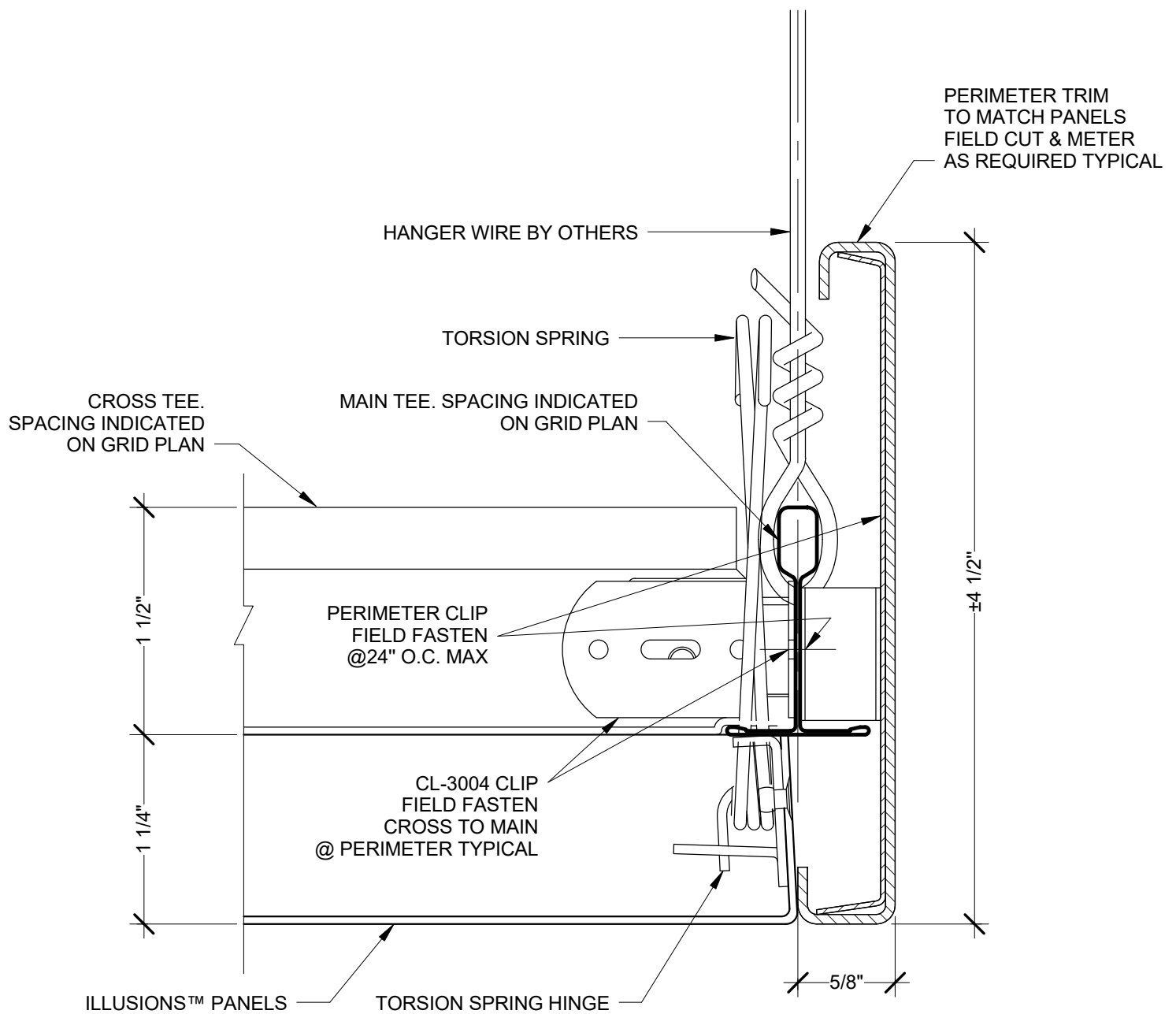
ISSUE RECORD:

DATE:
2/8/2019 9:02:58 AM

SHEET INFORMATION:

UCPI 34

DISCLAIMER: THE USG PRODUCT INFORMATION CONTAINED HEREIN ARE INTENDED FOR USE AS PRODUCT REFERENCE MATERIAL BY ARCHITECTS, ENGINEERS, AND OTHER DESIGN PROFESSIONALS, CONTRACTORS, BUILDING CODE OFFICIALS, OR OTHER COMPETENT CONSTRUCTION INDUSTRY TRADE PROFESSIONALS HAVING AN INTEREST IN THE SELECTION, SPECIFICATION, AND USE OF PRODUCTS MANUFACTURED BY THE SUBSIDIARIES OF USG CORPORATION. THE DRAWINGS ARE INTENDED SOLELY AS TECHNICAL SUPPORT INCIDENT TO THE SALE AND USE OF USG PRODUCTS AND NOT INTENDED TO BE A SUBSTITUTE FOR THE DESIGN REVIEW AND APPROVAL OF THE LICENSED DESIGN PROFESSIONALS FOR THE PROJECT. THESE MATERIALS MAY BE PRINTED AND/OR TRANSFERRED ELECTRONICALLY SOLELY AS NEEDED BY THE USER. BECAUSE CAD ELECTRONIC FILES AND BIM (BUILDING INFORMATION MODELING) FILES CAN BE MODIFIED BY OTHER PARTIES, WITHOUT NOTICE OR INDICATION OF SUCH MODIFICATIONS, MODIFICATION OF USG PRODUCT CAD DRAWINGS IS THE SOLE RESPONSIBILITY OF THE DESIGN PROFESSIONAL.



USG CEILINGS PLUS - ILLUSIONS™

PERIMETER DETAIL 20

12" = 1'-0"

35



6711 E. Washington Boulevard Los Angeles, California 90040
Tel. 800-822-3411 - Fax: 323-724-8249
Email: info@ceilingsplus.com Website: www.ceilingsplus.com

USG CEILINGS PLUS
ILLUSIONS™

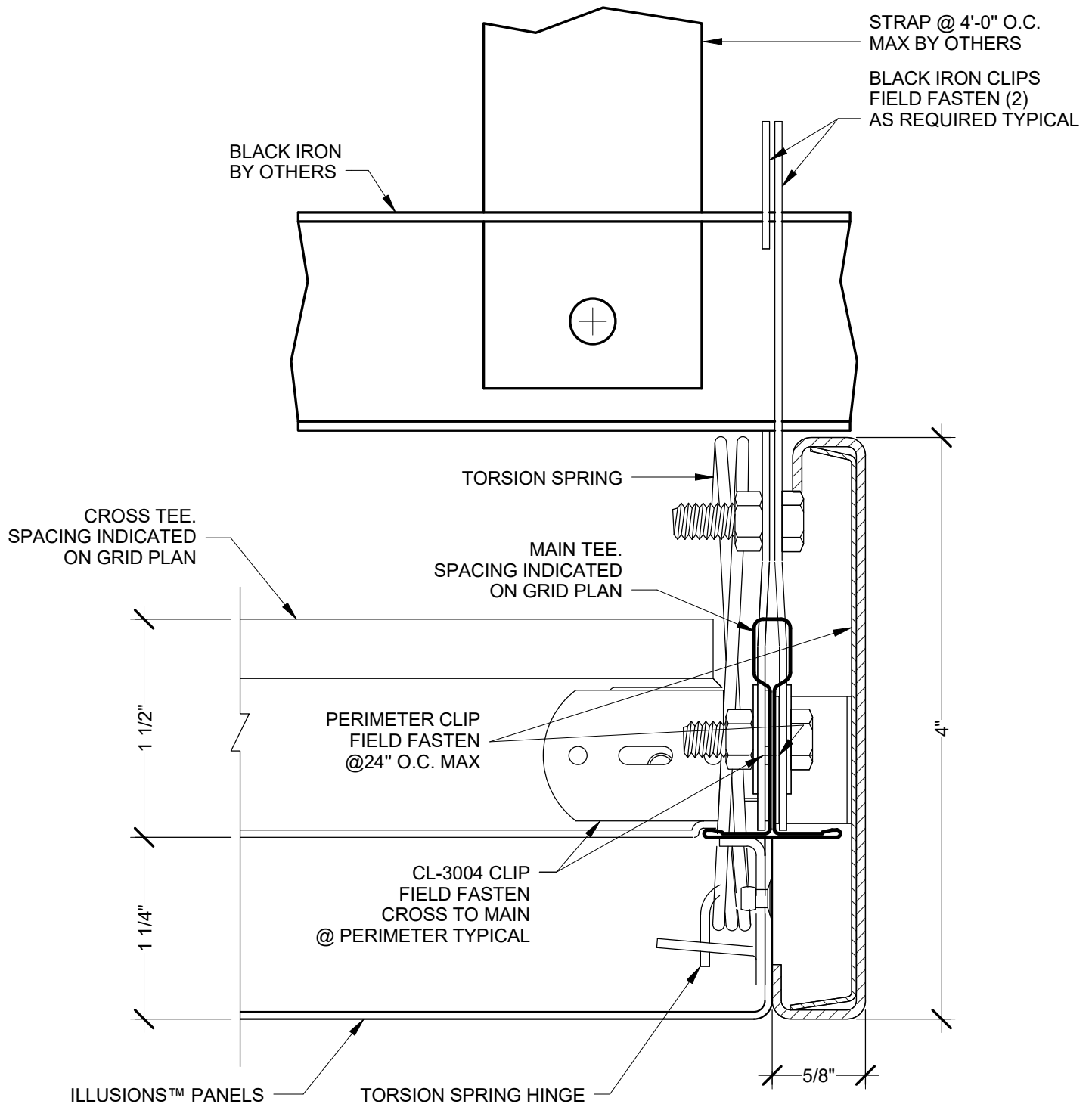
ISSUE RECORD:

DATE:
2/8/2019 9:02:58 AM

SHEET INFORMATION:

UCPI 35

DISCLAIMER: THE USG PRODUCT INFORMATION CONTAINED HEREIN ARE INTENDED FOR USE AS PRODUCT REFERENCE MATERIAL BY ARCHITECTS, ENGINEERS, AND OTHER DESIGN PROFESSIONALS, CONTRACTORS, BUILDING CODE OFFICIALS, OR OTHER COMPETENT CONSTRUCTION INDUSTRY TRADE PROFESSIONALS HAVING AN INTEREST IN THE SELECTION, SPECIFICATION, AND USE OF PRODUCTS MANUFACTURED BY THE SUBSIDIARIES OF USG CORPORATION. THE DRAWINGS ARE INTENDED SOLELY AS TECHNICAL SUPPORT INCIDENT TO THE SALE AND USE OF USG PRODUCTS AND NOT INTENDED TO BE A SUBSTITUTE FOR THE DESIGN REVIEW AND APPROVAL OF THE LICENSED DESIGN PROFESSIONALS FOR THE PROJECT. THESE MATERIALS MAY BE PRINTED AND/OR TRANSFERRED ELECTRONICALLY SOLELY AS NEEDED BY THE USER. BECAUSE CAD ELECTRONIC FILES AND BIM (BUILDING INFORMATION MODELING) FILES CAN BE MODIFIED BY OTHER PARTIES, WITHOUT NOTICE OR INDICATION OF SUCH MODIFICATIONS, MODIFICATION OF USG PRODUCT CAD DRAWINGS IS THE SOLE RESPONSIBILITY OF THE DESIGN PROFESSIONAL.



USG CEILINGS PLUS - ILLUSIONS™
 PERIMETER DETAIL 8 @ BLACK IRON CLIP
 12" = 1'-0"

36



6711 E. Washington Boulevard Los Angeles, California 90040
 Tel. 800-822-3411 - Fax: 323-724-8249
 Email: info@ceilingsplus.com Website: www.ceilingsplus.com

USG CEILINGS PLUS
 ILLUSIONS™

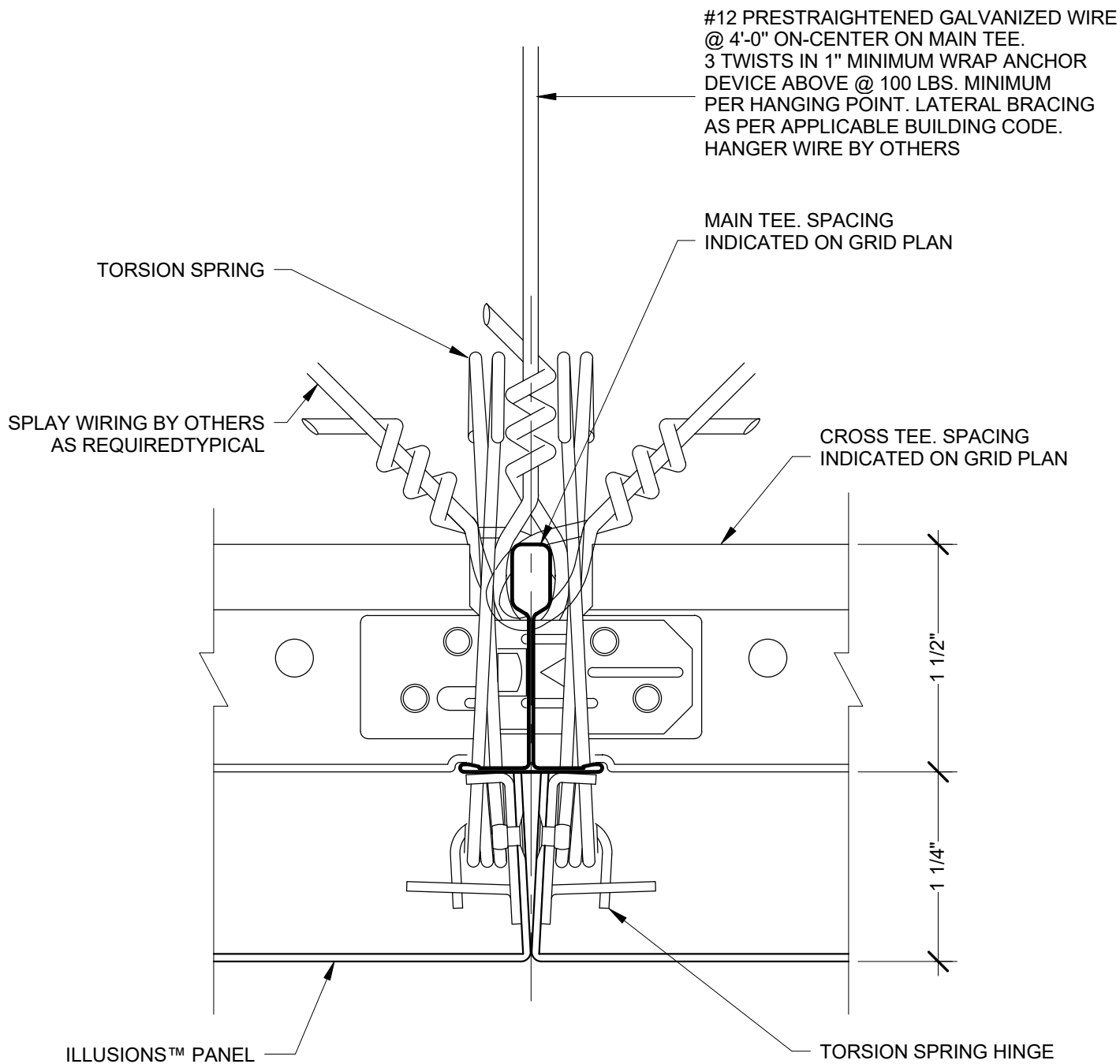
ISSUE RECORD:

DATE:
 2/8/2019 9:02:58 AM

SHEET INFORMATION:

UCPI 36

DISCLAIMER: THE USG PRODUCT INFORMATION CONTAINED HEREIN ARE INTENDED FOR USE AS PRODUCT REFERENCE MATERIAL BY ARCHITECTS, ENGINEERS, AND OTHER DESIGN PROFESSIONALS, CONTRACTORS, BUILDING CODE OFFICIALS, OR OTHER COMPETENT CONSTRUCTION INDUSTRY TRADE PROFESSIONALS HAVING AN INTEREST IN THE SELECTION, SPECIFICATION, AND USE OF PRODUCTS MANUFACTURED BY THE SUBSIDIARIES OF USG CORPORATION. THE DRAWINGS ARE INTENDED SOLELY AS TECHNICAL SUPPORT INCIDENT TO THE SALE AND USE OF USG PRODUCTS AND NOT INTENDED TO BE A SUBSTITUTE FOR THE DESIGN REVIEW AND APPROVAL OF THE LICENSED DESIGN PROFESSIONALS FOR THE PROJECT. THESE MATERIALS MAY BE PRINTED AND/OR TRANSFERRED ELECTRONICALLY SOLELY AS NEEDED BY THE USER. BECAUSE CAD ELECTRONIC FILES AND BIM (BUILDING INFORMATION MODELING) FILES CAN BE MODIFIED BY OTHER PARTIES, WITHOUT NOTICE OR INDICATION OF SUCH MODIFICATIONS, MODIFICATION OF USG PRODUCT CAD DRAWINGS IS THE SOLE RESPONSIBILITY OF THE DESIGN PROFESSIONAL.



USG CEILINGS PLUS - ILLUSIONS™
PANEL JOINT DETAIL 2
12" = 1'-0"

37



CEILINGS PLUS

6711 E. Washington Boulevard Los Angeles, California 90040
Tel. 800-822-3411 - Fax: 323-724-8249
Email: info@ceilingsplus.com Website: www.ceilingsplus.com

USG CEILINGS PLUS
ILLUSIONS™

ISSUE RECORD:

DATE:
2/8/2019 9:02:59 AM

SHEET INFORMATION:

UCPI 37

DISCLAIMER: THE USG PRODUCT INFORMATION CONTAINED HEREIN ARE INTENDED FOR USE AS PRODUCT REFERENCE MATERIAL BY ARCHITECTS, ENGINEERS, AND OTHER DESIGN PROFESSIONALS, CONTRACTORS, BUILDING CODE OFFICIALS, OR OTHER COMPETENT CONSTRUCTION INDUSTRY TRADE PROFESSIONALS HAVING AN INTEREST IN THE SELECTION, SPECIFICATION, AND USE OF PRODUCTS MANUFACTURED BY THE SUBSIDIARIES OF USG CORPORATION. THE DRAWINGS ARE INTENDED SOLELY AS TECHNICAL SUPPORT INCIDENT TO THE SALE AND USE OF USG PRODUCTS AND NOT INTENDED TO BE A SUBSTITUTE FOR THE DESIGN REVIEW AND APPROVAL OF THE LICENSED DESIGN PROFESSIONALS FOR THE PROJECT. THESE MATERIALS MAY BE PRINTED AND/OR TRANSFERRED ELECTRONICALLY SOLELY AS NEEDED BY THE USER. BECAUSE CAD ELECTRONIC FILES AND BIM (BUILDING INFORMATION MODELING) FILES CAN BE MODIFIED BY OTHER PARTIES, WITHOUT NOTICE OR INDICATION OF SUCH MODIFICATIONS, MODIFICATION OF USG PRODUCT CAD DRAWINGS IS THE SOLE RESPONSIBILITY OF THE DESIGN PROFESSIONAL.

STRAP @ 4'-0" O.C. MAXIMUM BY OTHERS

BLACK IRON BY OTHERS

BLACK IRON CLIPS
FIELD FASTEN (2)
AS REQUIRED TYPICAL

FIELD FASTEN
AS REQUIRED TYPICAL

CROSS TEE.
SPACING INDICATED
ON GRID PLAN

TORSION SPRING

MAIN TEE. SPACING
INDICATED ON GRID PLAN

1 1/2"

1 1/4"

ILLUSIONS™ PANELS

TORSION SPRING HINGE

USG CEILINGS PLUS - ILLUSIONS™
PANEL JOINT DETAIL 9 @ BLACK IRON CLIP
12" = 1'-0"

38



6711 E. Washington Boulevard Los Angeles, California 90040
Tel. 800-822-3411 - Fax: 323-724-8249
Email: info@ceilingsplus.com Website: www.ceilingsplus.com

USG CEILINGS PLUS
ILLUSIONS™

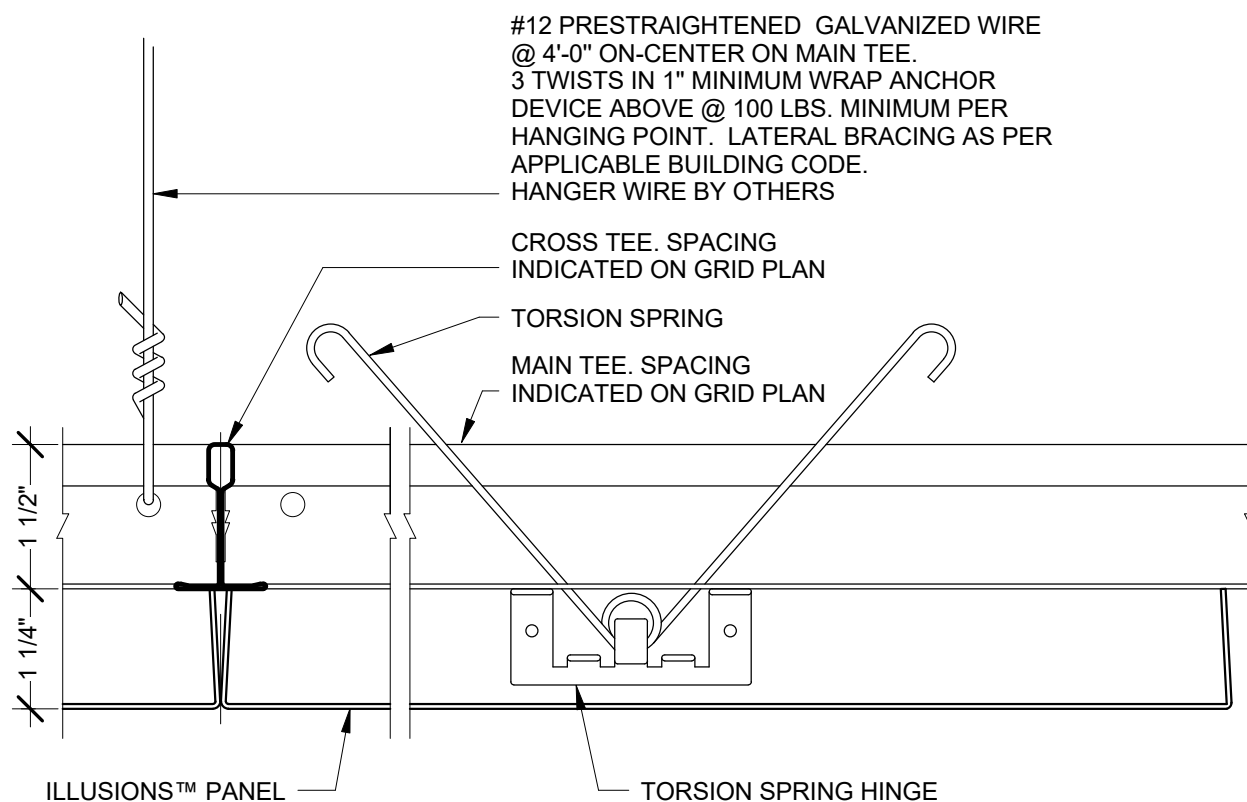
ISSUE RECORD:

DATE:
2/8/2019 9:02:59 AM

SHEET INFORMATION:

UCPI 38

DISCLAIMER: THE USG PRODUCT INFORMATION CONTAINED HEREIN ARE INTENDED FOR USE AS PRODUCT REFERENCE MATERIAL BY ARCHITECTS, ENGINEERS, AND OTHER DESIGN PROFESSIONALS, CONTRACTORS, BUILDING CODE OFFICIALS, OR OTHER COMPETENT CONSTRUCTION INDUSTRY TRADE PROFESSIONALS HAVING AN INTEREST IN THE SELECTION, SPECIFICATION, AND USE OF PRODUCTS MANUFACTURED BY THE SUBSIDIARIES OF USG CORPORATION. THE DRAWINGS ARE INTENDED SOLELY AS TECHNICAL SUPPORT INCIDENT TO THE SALE AND USE OF USG PRODUCTS AND NOT INTENDED TO BE A SUBSTITUTE FOR THE DESIGN REVIEW AND APPROVAL OF THE LICENSED DESIGN PROFESSIONALS FOR THE PROJECT. THESE MATERIALS MAY BE PRINTED AND/OR TRANSFERRED ELECTRONICALLY SOLELY AS NEEDED BY THE USER. BECAUSE CAD ELECTRONIC FILES AND BIM (BUILDING INFORMATION MODELING) FILES CAN BE MODIFIED BY OTHER PARTIES, WITHOUT NOTICE OR INDICATION OF SUCH MODIFICATIONS, MODIFICATION OF USG PRODUCT CAD DRAWINGS IS THE SOLE RESPONSIBILITY OF THE DESIGN PROFESSIONAL.



39 USG CEILINGS PLUS - ILLUSIONS™
PANEL JOINT DETAIL 10 @ BLACK IRON CLIP
6" = 1'-0"



6711 E. Washington Boulevard Los Angeles, California 90040
Tel. 800-822-3411 - Fax: 323-724-8249
Email: info@ceilingsplus.com Website: www.ceilingsplus.com

USG CEILINGS PLUS
ILLUSIONS™

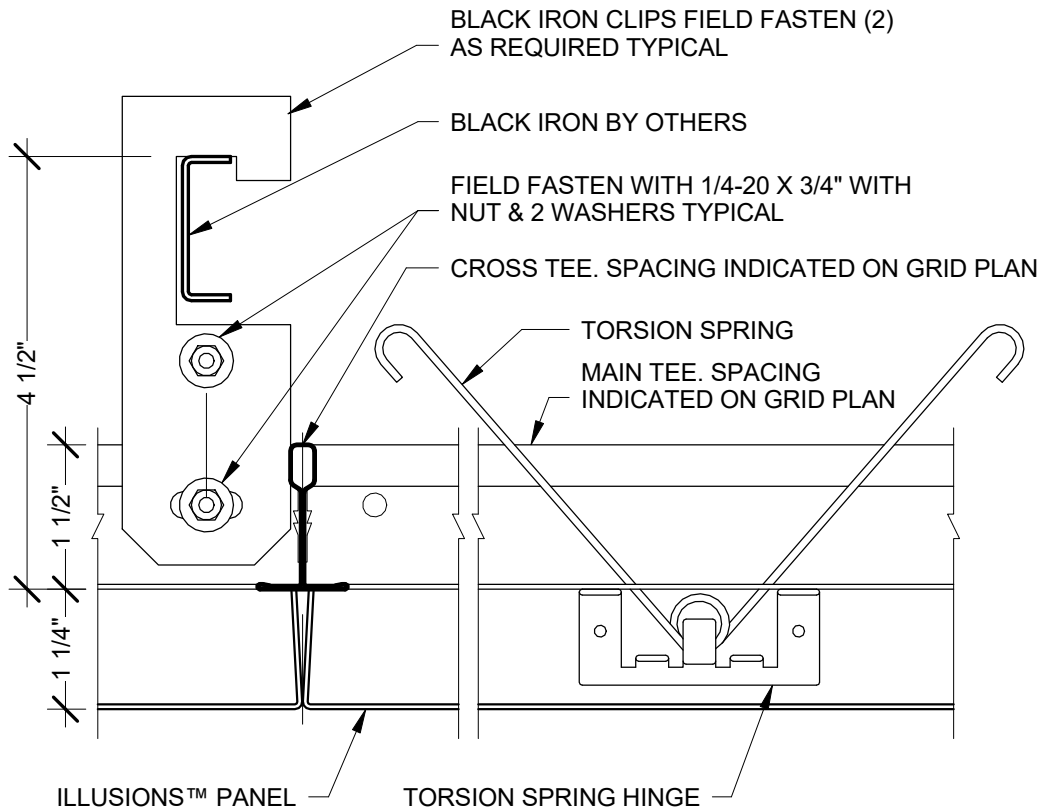
ISSUE RECORD:

DATE:
2/8/2019 9:03:00 AM

SHEET INFORMATION:

UCPI 39

DISCLAIMER: THE USG PRODUCT INFORMATION CONTAINED HEREIN ARE INTENDED FOR USE AS PRODUCT REFERENCE MATERIAL BY ARCHITECTS, ENGINEERS, AND OTHER DESIGN PROFESSIONALS, CONTRACTORS, BUILDING CODE OFFICIALS, OR OTHER COMPETENT CONSTRUCTION INDUSTRY TRADE PROFESSIONALS HAVING AN INTEREST IN THE SELECTION, SPECIFICATION, AND USE OF PRODUCTS MANUFACTURED BY THE SUBSIDIARIES OF USG CORPORATION. THE DRAWINGS ARE INTENDED SOLELY AS TECHNICAL SUPPORT INCIDENT TO THE SALE AND USE OF USG PRODUCTS AND NOT INTENDED TO BE A SUBSTITUTE FOR THE DESIGN REVIEW AND APPROVAL OF THE LICENSED DESIGN PROFESSIONALS FOR THE PROJECT. THESE MATERIALS MAY BE PRINTED AND/OR TRANSFERRED ELECTRONICALLY SOLELY AS NEEDED BY THE USER. BECAUSE CAD ELECTRONIC FILES AND BIM (BUILDING INFORMATION MODELING) FILES CAN BE MODIFIED BY OTHER PARTIES, WITHOUT NOTICE OR INDICATION OF SUCH MODIFICATIONS, MODIFICATION OF USG PRODUCT CAD DRAWINGS IS THE SOLE RESPONSIBILITY OF THE DESIGN PROFESSIONAL.



USG CEILINGS PLUS - ILLUSIONS™
PANEL JOINT DETAIL 11 @ BLACK IRON CLIP
 6" = 1'-0"

40



6711 E. Washington Boulevard Los Angeles, California 90040
 Tel. 800-822-3411 - Fax: 323-724-8249
 Email: info@ceilingsplus.com Website: www.ceilingsplus.com

USG CEILINGS PLUS
ILLUSIONS™

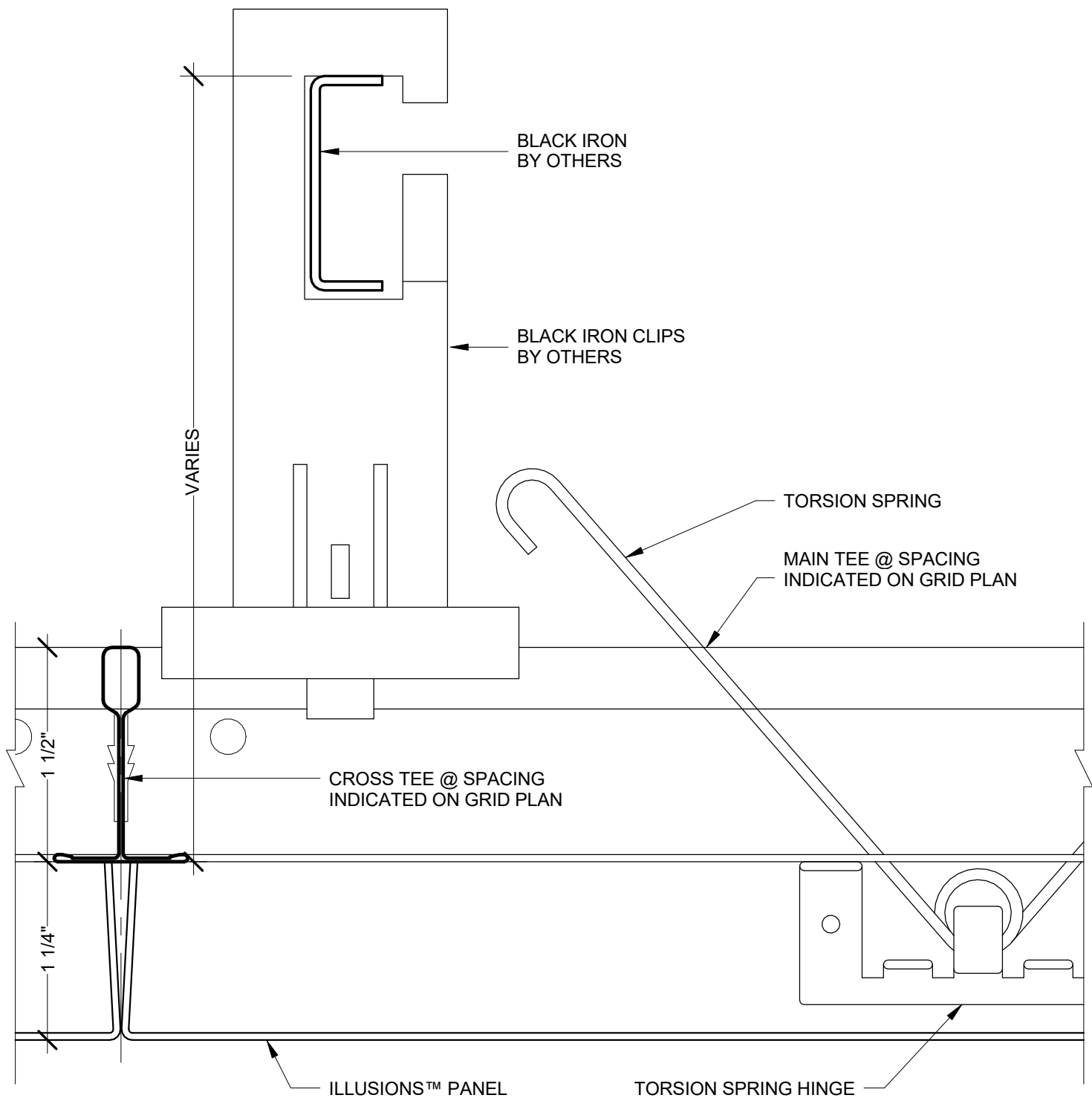
ISSUE RECORD:

DATE:
 2/8/2019 9:03:00 AM

SHEET INFORMATION:

UCPI 40

DISCLAIMER: THE USG PRODUCT INFORMATION CONTAINED HEREIN ARE INTENDED FOR USE AS PRODUCT REFERENCE MATERIAL BY ARCHITECTS, ENGINEERS, AND OTHER DESIGN PROFESSIONALS, CONTRACTORS, BUILDING CODE OFFICIALS, OR OTHER COMPETENT CONSTRUCTION INDUSTRY TRADE PROFESSIONALS HAVING AN INTEREST IN THE SELECTION, SPECIFICATION, AND USE OF PRODUCTS MANUFACTURED BY THE SUBSIDIARIES OF USG CORPORATION. THE DRAWINGS ARE INTENDED SOLELY AS TECHNICAL SUPPORT INCIDENT TO THE SALE AND USE OF USG PRODUCTS AND NOT INTENDED TO BE A SUBSTITUTE FOR THE DESIGN REVIEW AND APPROVAL OF THE LICENSED DESIGN PROFESSIONALS FOR THE PROJECT. THESE MATERIALS MAY BE PRINTED AND/OR TRANSFERRED ELECTRONICALLY SOLELY AS NEEDED BY THE USER. BECAUSE CAD ELECTRONIC FILES AND BIM (BUILDING INFORMATION MODELING) FILES CAN BE MODIFIED BY OTHER PARTIES, WITHOUT NOTICE OR INDICATION OF SUCH MODIFICATIONS, MODIFICATION OF USG PRODUCT CAD DRAWINGS IS THE SOLE RESPONSIBILITY OF THE DESIGN PROFESSIONAL.



USG CEILINGS PLUS - ILLUSIONS™
PANEL JOINT DETAIL 12 @ BLACK IRON CLIP
 12" = 1'-0"

41



6711 E. Washington Boulevard Los Angeles, California 90040
 Tel. 800-822-3411 - Fax: 323-724-8249
 Email: info@ceilingsplus.com Website: www.ceilingsplus.com

USG CEILINGS PLUS
ILLUSIONS™

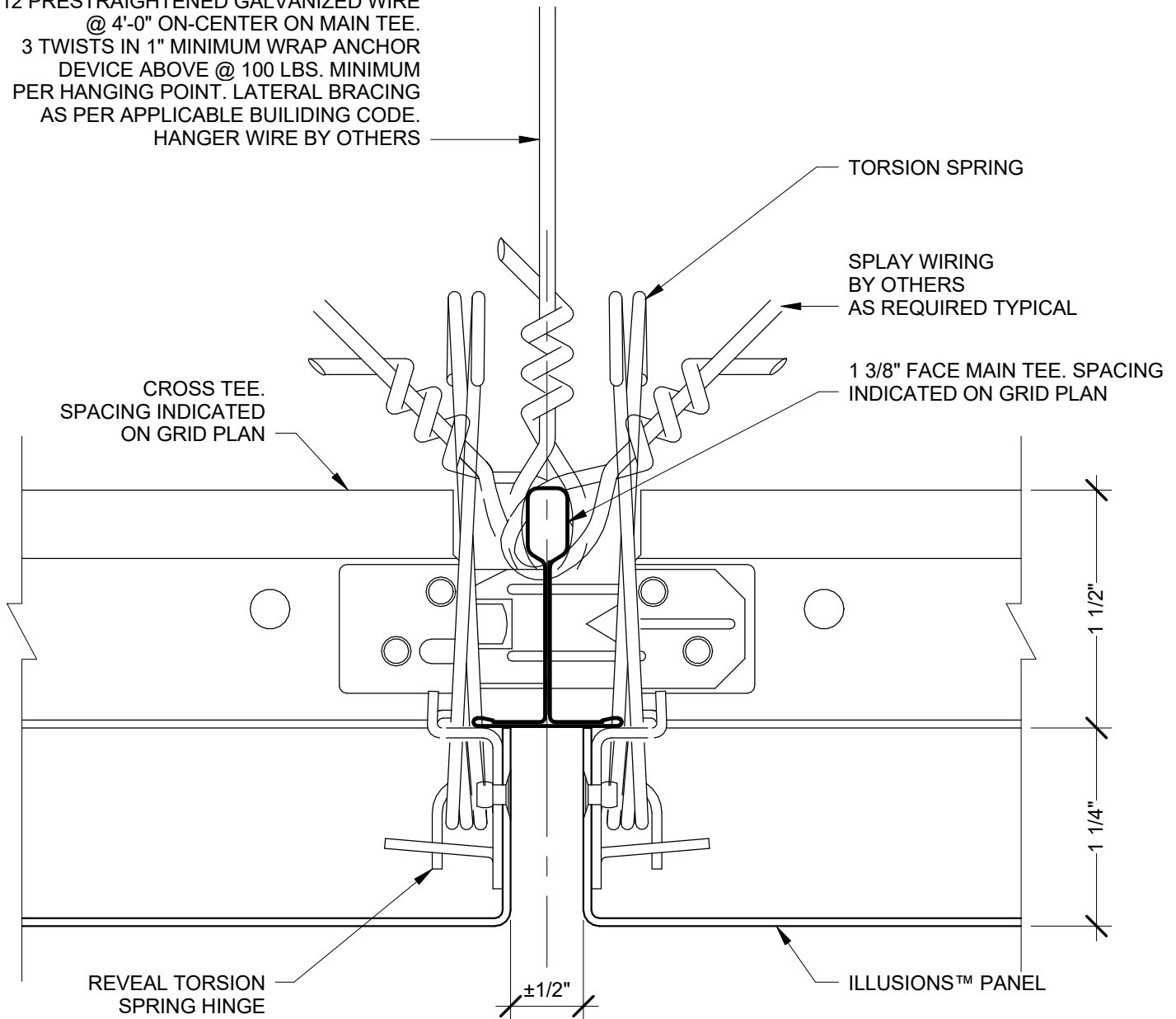
ISSUE RECORD:

 DATE:
 2/8/2019 9:03:00 AM

SHEET INFORMATION:
UCPI 41

DISCLAIMER: THE USG PRODUCT INFORMATION CONTAINED HEREIN ARE INTENDED FOR USE AS PRODUCT REFERENCE MATERIAL BY ARCHITECTS, ENGINEERS, AND OTHER DESIGN PROFESSIONALS, CONTRACTORS, BUILDING CODE OFFICIALS, OR OTHER COMPETENT CONSTRUCTION INDUSTRY TRADE PROFESSIONALS HAVING AN INTEREST IN THE SELECTION, SPECIFICATION, AND USE OF PRODUCTS MANUFACTURED BY THE SUBSIDIARIES OF USG CORPORATION. THE DRAWINGS ARE INTENDED SOLELY AS TECHNICAL SUPPORT INCIDENT TO THE SALE AND USE OF USG PRODUCTS AND NOT INTENDED TO BE A SUBSTITUTE FOR THE DESIGN REVIEW AND APPROVAL OF THE LICENSED DESIGN PROFESSIONALS FOR THE PROJECT. THESE MATERIALS MAY BE PRINTED AND/OR TRANSFERRED ELECTRONICALLY SOLELY AS NEEDED BY THE USER. BECAUSE CAD ELECTRONIC FILES AND BIM (BUILDING INFORMATION MODELING) FILES CAN BE MODIFIED BY OTHER PARTIES, WITHOUT NOTICE OR INDICATION OF SUCH MODIFICATIONS, MODIFICATION OF USG PRODUCT CAD DRAWINGS IS THE SOLE RESPONSIBILITY OF THE DESIGN PROFESSIONAL.

#12 PRESTRAIGHTENED GALVANIZED WIRE
@ 4'-0" ON-CENTER ON MAIN TEE.
3 TWISTS IN 1" MINIMUM WRAP ANCHOR
DEVICE ABOVE @ 100 LBS. MINIMUM
PER HANGING POINT. LATERAL BRACING
AS PER APPLICABLE BUILDING CODE.
HANGER WIRE BY OTHERS



USG CEILINGS PLUS - ILLUSIONS™
PANEL JOINT DETAIL 3
12" = 1'-0"

42



6711 E. Washington Boulevard Los Angeles, California 90040
Tel. 800-822-3411 - Fax: 323-724-8249
Email: info@ceilingsplus.com Website: www.ceilingsplus.com

USG CEILINGS PLUS
ILLUSIONS™

ISSUE RECORD:

DATE:
2/8/2019 9:03:01 AM

SHEET INFORMATION:

UCPI 42

DISCLAIMER: THE USG PRODUCT INFORMATION CONTAINED HEREIN ARE INTENDED FOR USE AS PRODUCT REFERENCE MATERIAL BY ARCHITECTS, ENGINEERS, AND OTHER DESIGN PROFESSIONALS, CONTRACTORS, BUILDING CODE OFFICIALS, OR OTHER COMPETENT CONSTRUCTION INDUSTRY TRADE PROFESSIONALS HAVING AN INTEREST IN THE SELECTION, SPECIFICATION, AND USE OF PRODUCTS MANUFACTURED BY THE SUBSIDIARIES OF USG CORPORATION. THE DRAWINGS ARE INTENDED SOLELY AS TECHNICAL SUPPORT INCIDENT TO THE SALE AND USE OF USG PRODUCTS AND NOT INTENDED TO BE A SUBSTITUTE FOR THE DESIGN REVIEW AND APPROVAL OF THE LICENSED DESIGN PROFESSIONALS FOR THE PROJECT. THESE MATERIALS MAY BE PRINTED AND/OR TRANSFERRED ELECTRONICALLY SOLELY AS NEEDED BY THE USER. BECAUSE CAD ELECTRONIC FILES AND BIM (BUILDING INFORMATION MODELING) FILES CAN BE MODIFIED BY OTHER PARTIES, WITHOUT NOTICE OR INDICATION OF SUCH MODIFICATIONS, MODIFICATION OF USG PRODUCT CAD DRAWINGS IS THE SOLE RESPONSIBILITY OF THE DESIGN PROFESSIONAL.

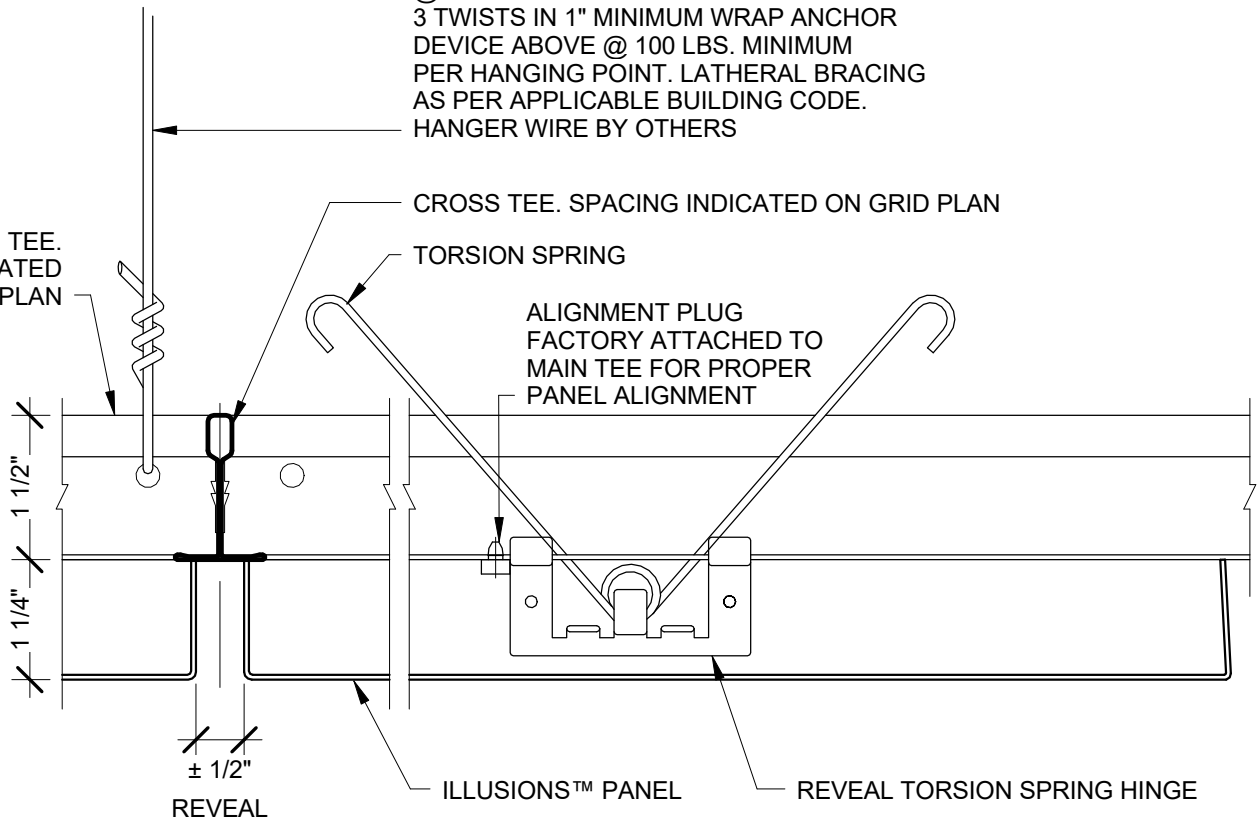
#12 PRESTRAIGHTENED GALVANIZED WIRE
@ 4'-0" ON-CENTER ON MAIN TEE.
3 TWISTS IN 1" MINIMUM WRAP ANCHOR
DEVICE ABOVE @ 100 LBS. MINIMUM
PER HANGING POINT. LATERAL BRACING
AS PER APPLICABLE BUILDING CODE.
HANGER WIRE BY OTHERS

CROSS TEE. SPACING INDICATED ON GRID PLAN

TORSION SPRING

ALIGNMENT PLUG
FACTORY ATTACHED TO
MAIN TEE FOR PROPER
PANEL ALIGNMENT

1 3/8" FACE MAIN TEE.
SPACING INDICATED
ON GRID PLAN



USG CEILINGS PLUS - ILLUSIONS™
PANEL JOINT DETAIL 4

43

6" = 1'-0"



6711 E. Washington Boulevard Los Angeles, California 90040
Tel. 800-822-3411 - Fax: 323-724-8249
Email: info@ceilingsplus.com Website: www.ceilingsplus.com

USG CEILINGS PLUS
ILLUSIONS™

ISSUE RECORD:

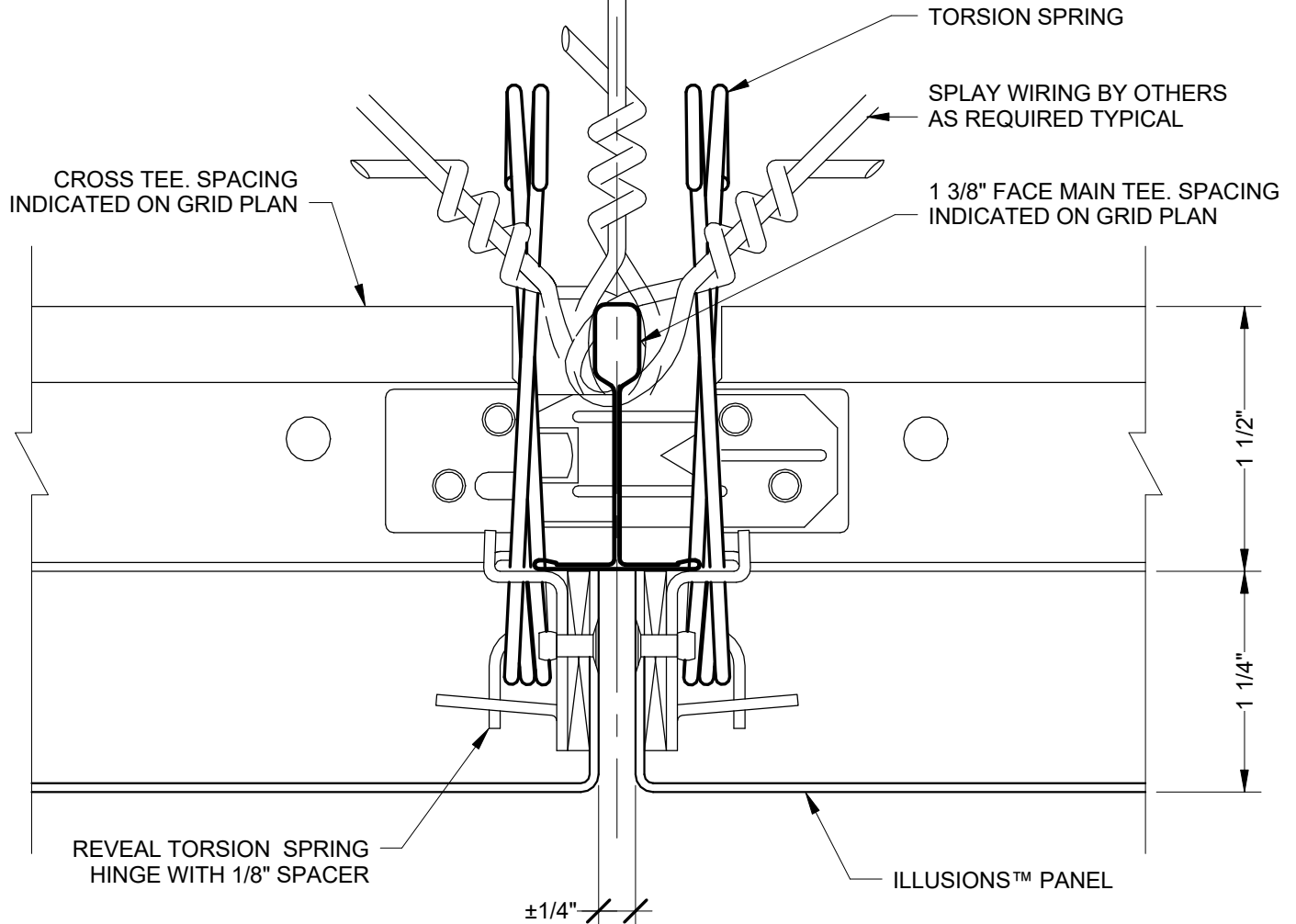
DATE:
2/8/2019 9:03:01 AM

SHEET INFORMATION:

UCPI 43

DISCLAIMER: THE USG PRODUCT INFORMATION CONTAINED HEREIN ARE INTENDED FOR USE AS PRODUCT REFERENCE MATERIAL BY ARCHITECTS, ENGINEERS, AND OTHER DESIGN PROFESSIONALS, CONTRACTORS, BUILDING CODE OFFICIALS, OR OTHER COMPETENT CONSTRUCTION INDUSTRY TRADE PROFESSIONALS HAVING AN INTEREST IN THE SELECTION, SPECIFICATION, AND USE OF PRODUCTS MANUFACTURED BY THE SUBSIDIARIES OF USG CORPORATION. THE DRAWINGS ARE INTENDED SOLELY AS TECHNICAL SUPPORT INCIDENT TO THE SALE AND USE OF USG PRODUCTS AND NOT INTENDED TO BE A SUBSTITUTE FOR THE DESIGN REVIEW AND APPROVAL OF THE LICENSED DESIGN PROFESSIONALS FOR THE PROJECT. THESE MATERIALS MAY BE PRINTED AND/OR TRANSFERRED ELECTRONICALLY SOLELY AS NEEDED BY THE USER. BECAUSE CAD ELECTRONIC FILES AND BIM (BUILDING INFORMATION MODELING) FILES CAN BE MODIFIED BY OTHER PARTIES, WITHOUT NOTICE OR INDICATION OF SUCH MODIFICATIONS, MODIFICATION OF USG PRODUCT CAD DRAWINGS IS THE SOLE RESPONSIBILITY OF THE DESIGN PROFESSIONAL.

#12 PERSTRAIGHTENED GALVANIZED WIRE
 @ 4'-0" ON-CENTER ON MAIN TEE.
 3 TWISTS IN 1" MINIMUM WRAP ANCHOR
 DEVICE ABOVE @ 100 LBS. MINIMUM
 PER HANGING POINT. LATERAL BRACING
 AS PER APPLICABLE BUILDING CODE.
 HANGER WIRE BY OTHERS



USG CEILINGS PLUS - ILLUSIONS™
 PANEL JOINT DETAIL 5

44

12" = 1'-0"



6711 E. Washington Boulevard Los Angeles, California 90040
 Tel. 800-822-3411 - Fax: 323-724-8249
 Email: info@ceilingsplus.com Website: www.ceilingsplus.com

USG CEILINGS PLUS
 ILLUSIONS™

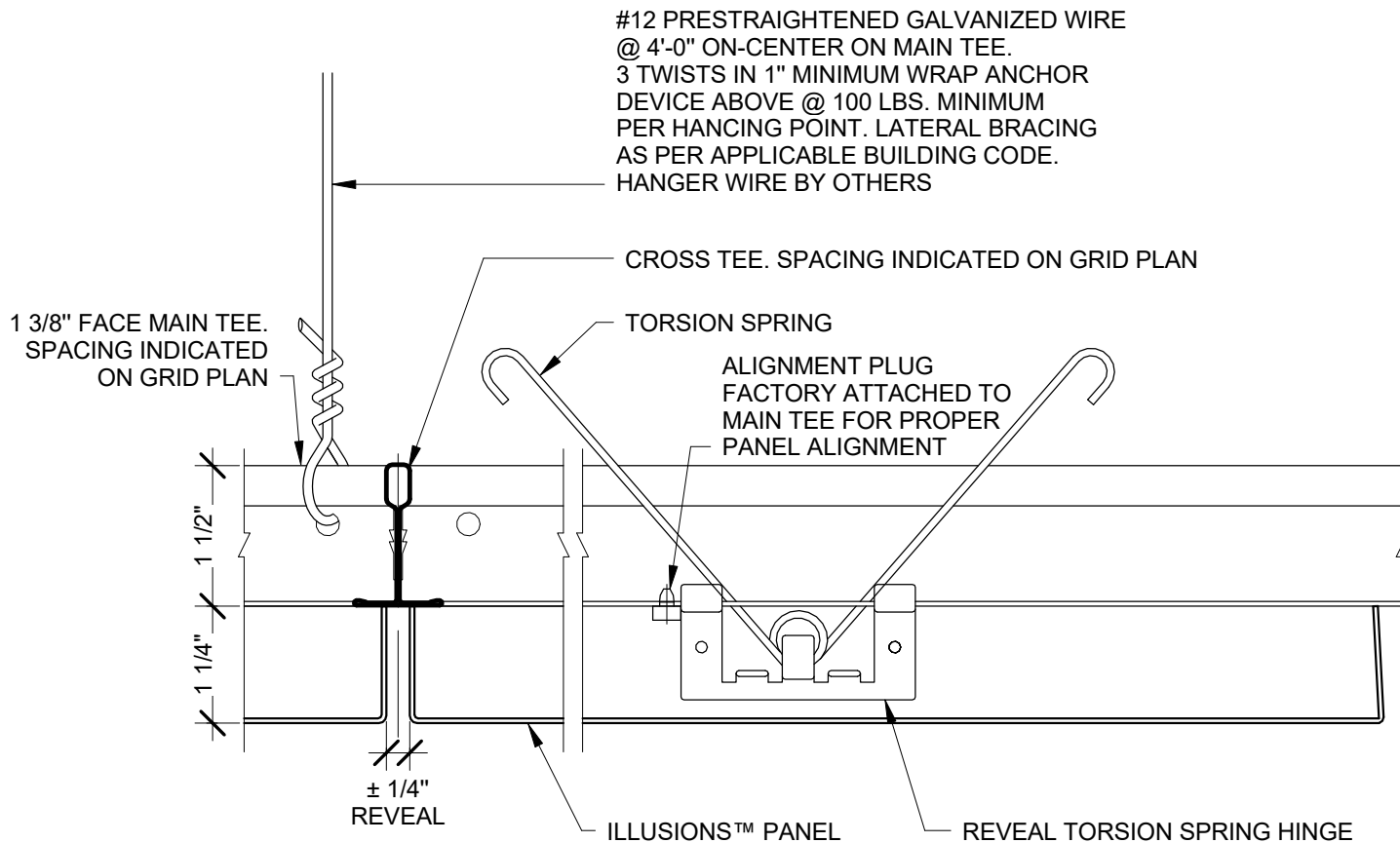
ISSUE RECORD:

DATE:
 2/8/2019 9:03:01 AM

SHEET INFORMATION:

UCPI 44

DISCLAIMER: THE USG PRODUCT INFORMATION CONTAINED HEREIN ARE INTENDED FOR USE AS PRODUCT REFERENCE MATERIAL BY ARCHITECTS, ENGINEERS, AND OTHER DESIGN PROFESSIONALS, CONTRACTORS, BUILDING CODE OFFICIALS, OR OTHER COMPETENT CONSTRUCTION INDUSTRY TRADE PROFESSIONALS HAVING AN INTEREST IN THE SELECTION, SPECIFICATION, AND USE OF PRODUCTS MANUFACTURED BY THE SUBSIDIARIES OF USG CORPORATION. THE DRAWINGS ARE INTENDED SOLELY AS TECHNICAL SUPPORT INCIDENT TO THE SALE AND USE OF USG PRODUCTS AND NOT INTENDED TO BE A SUBSTITUTE FOR THE DESIGN REVIEW AND APPROVAL OF THE LICENSED DESIGN PROFESSIONALS FOR THE PROJECT. THESE MATERIALS MAY BE PRINTED AND/OR TRANSFERRED ELECTRONICALLY SOLELY AS NEEDED BY THE USER. BECAUSE CAD ELECTRONIC FILES AND BIM (BUILDING INFORMATION MODELING) FILES CAN BE MODIFIED BY OTHER PARTIES, WITHOUT NOTICE OR INDICATION OF SUCH MODIFICATIONS, MODIFICATION OF USG PRODUCT CAD DRAWINGS IS THE SOLE RESPONSIBILITY OF THE DESIGN PROFESSIONAL.



USG CEILINGS PLUS - ILLUSIONS™
PANEL JOINT DETAIL 6
6" = 1'-0"

45



6711 E. Washington Boulevard Los Angeles, California 90040
Tel. 800-822-3411 - Fax: 323-724-8249
Email: info@ceilingsplus.com Website: www.ceilingsplus.com

USG CEILINGS PLUS
ILLUSIONS™

ISSUE RECORD:

DATE:
2/8/2019 9:03:02 AM

SHEET INFORMATION:

UCPI 45

DISCLAIMER: THE USG PRODUCT INFORMATION CONTAINED HEREIN ARE INTENDED FOR USE AS PRODUCT REFERENCE MATERIAL BY ARCHITECTS, ENGINEERS, AND OTHER DESIGN PROFESSIONALS, CONTRACTORS, BUILDING CODE OFFICIALS, OR OTHER COMPETENT CONSTRUCTION INDUSTRY TRADE PROFESSIONALS HAVING AN INTEREST IN THE SELECTION, SPECIFICATION, AND USE OF PRODUCTS MANUFACTURED BY THE SUBSIDIARIES OF USG CORPORATION. THE DRAWINGS ARE INTENDED SOLELY AS TECHNICAL SUPPORT INCIDENT TO THE SALE AND USE OF USG PRODUCTS AND NOT INTENDED TO BE A SUBSTITUTE FOR THE DESIGN REVIEW AND APPROVAL OF THE LICENSED DESIGN PROFESSIONALS FOR THE PROJECT. THESE MATERIALS MAY BE PRINTED AND/OR TRANSFERRED ELECTRONICALLY SOLELY AS NEEDED BY THE USER. BECAUSE CAD ELECTRONIC FILES AND BIM (BUILDING INFORMATION MODELING) FILES CAN BE MODIFIED BY OTHER PARTIES, WITHOUT NOTICE OR INDICATION OF SUCH MODIFICATIONS, MODIFICATION OF USG PRODUCT CAD DRAWINGS IS THE SOLE RESPONSIBILITY OF THE DESIGN PROFESSIONAL.

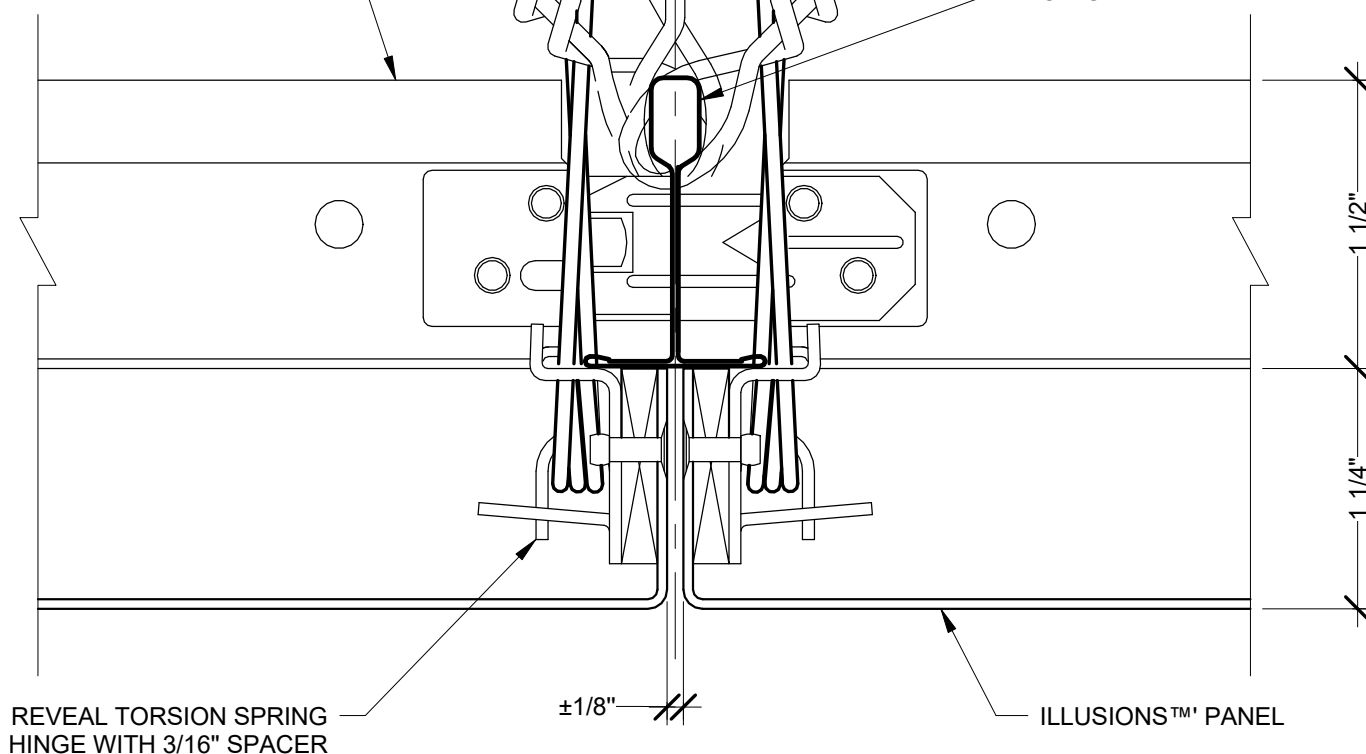
#12 PRESTRAIGHTENED GALVANIZED WIRE
@ 4'-0" ON-CENTER ON MAIN
TEE. 3 TWISTS IN 1" MINIMUM WRAP ANCHOR
DEVICE ABOVE @100 LBS. MINIMUM
PER HANGING POINT. LATERAL BRACING
AS PER APPLICABLE BUILDING CODE.
HANGER WIRE BY OTHERS

TORSION SPRING

SPLAY WIRING
BY OTHERS
AS REQUIRED TYPICAL

1 3/8" FACE MAIN TEE.
SPACING INDICATED
ON GRID PLAN

CROSS TEE. SPACING
INDICATED ON GRID PLAN



USG CEILINGS PLUS - ILLUSIONS™
PANEL JOINT DETAIL 7
12" = 1'-0"

46



6711 E. Washington Boulevard Los Angeles, California 90040
Tel. 800-822-3411 - Fax: 323-724-8249
Email: info@ceilingsplus.com Website: www.ceilingsplus.com

USG CEILINGS PLUS
ILLUSIONS™

ISSUE RECORD:

DATE:
2/8/2019 9:03:02 AM

SHEET INFORMATION:

UCPI 46

DISCLAIMER: THE USG PRODUCT INFORMATION CONTAINED HEREIN ARE INTENDED FOR USE AS PRODUCT REFERENCE MATERIAL BY ARCHITECTS, ENGINEERS, AND OTHER DESIGN PROFESSIONALS, CONTRACTORS, BUILDING CODE OFFICIALS, OR OTHER COMPETENT CONSTRUCTION INDUSTRY TRADE PROFESSIONALS HAVING AN INTEREST IN THE SELECTION, SPECIFICATION, AND USE OF PRODUCTS MANUFACTURED BY THE SUBSIDIARIES OF USG CORPORATION. THE DRAWINGS ARE INTENDED SOLELY AS TECHNICAL SUPPORT INCIDENT TO THE SALE AND USE OF USG PRODUCTS AND NOT INTENDED TO BE A SUBSTITUTE FOR THE DESIGN REVIEW AND APPROVAL OF THE LICENSED DESIGN PROFESSIONALS FOR THE PROJECT. THESE MATERIALS MAY BE PRINTED AND/OR TRANSFERRED ELECTRONICALLY SOLELY AS NEEDED BY THE USER. BECAUSE CAD ELECTRONIC FILES AND BIM (BUILDING INFORMATION MODELING) FILES CAN BE MODIFIED BY OTHER PARTIES, WITHOUT NOTICE OR INDICATION OF SUCH MODIFICATIONS, MODIFICATION OF USG PRODUCT CAD DRAWINGS IS THE SOLE RESPONSIBILITY OF THE DESIGN PROFESSIONAL.

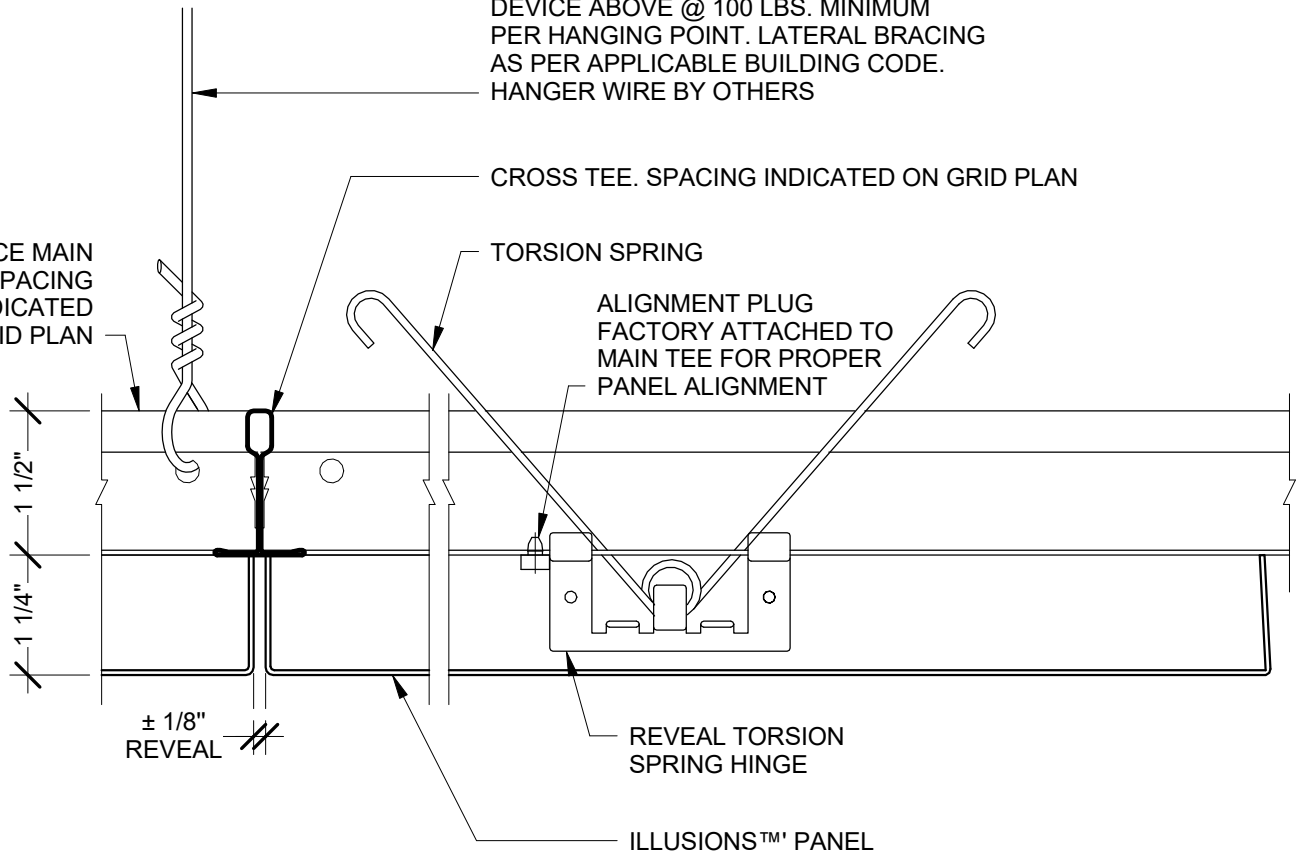
#12 PRESTRAIGHTENED GALVANIZED WIRE
@ 4'-0" ON-CENTER ON MAIN TEE.
3 TWISTS IN 1" MINIMUM WRAP ANCHOR
DEVICE ABOVE @ 100 LBS. MINIMUM
PER HANGING POINT. LATERAL BRACING
AS PER APPLICABLE BUILDING CODE.
HANGER WIRE BY OTHERS

CROSS TEE. SPACING INDICATED ON GRID PLAN

TORSION SPRING

ALIGNMENT PLUG
FACTORY ATTACHED TO
MAIN TEE FOR PROPER
PANEL ALIGNMENT

1 3/8" FACE MAIN
TEE. SPACING
INDICATED
ON GRID PLAN



USG CEILINGS PLUS - ILLUSIONS™
PANEL JOINT DETAIL 8
6" = 1'-0"

47



6711 E. Washington Boulevard Los Angeles, California 90040
Tel. 800-822-3411 - Fax: 323-724-8249
Email: info@ceilingsplus.com Website: www.ceilingsplus.com

USG CEILINGS PLUS
ILLUSIONS™

ISSUE RECORD:

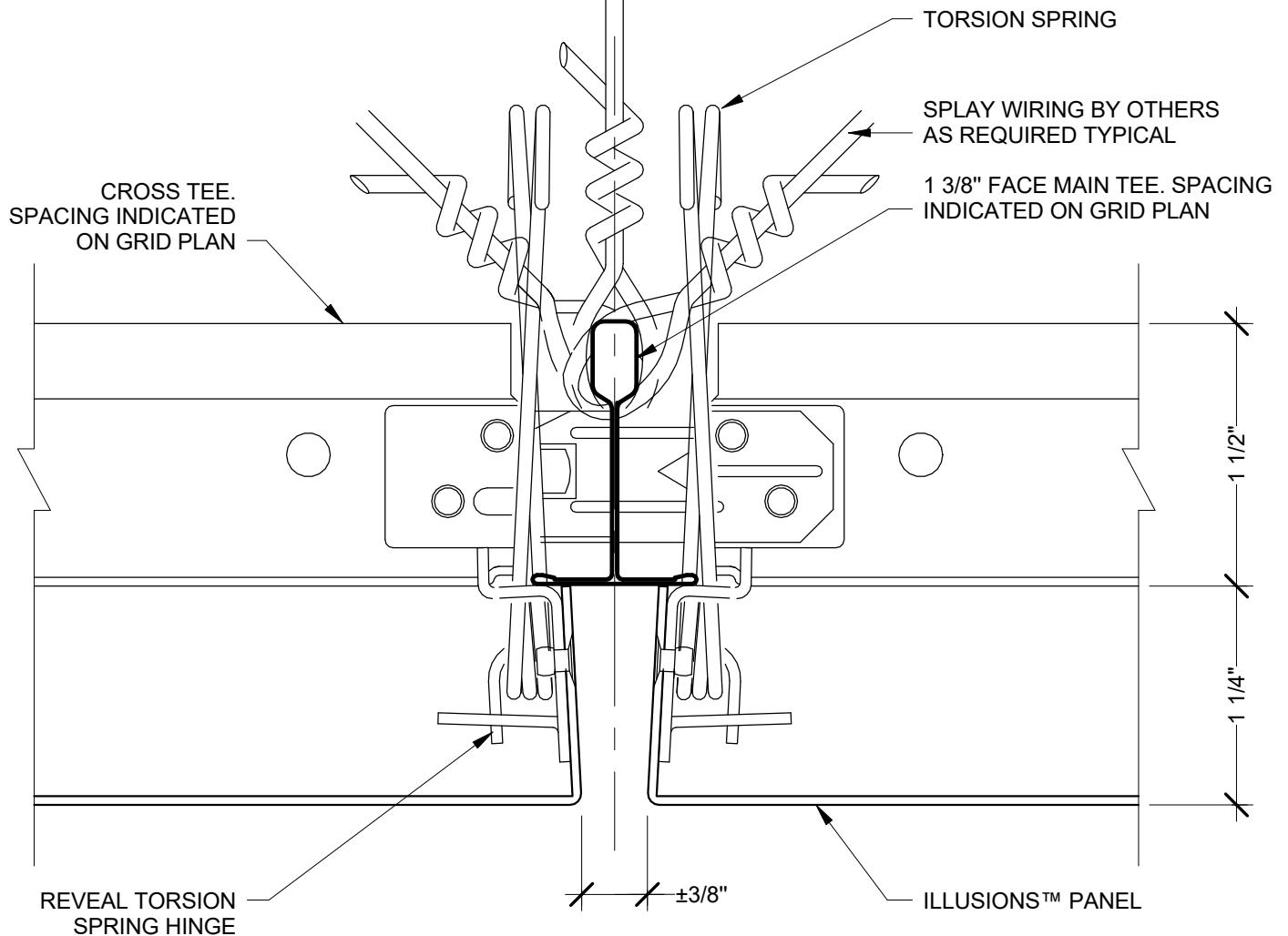
DATE:
2/8/2019 9:03:03 AM

SHEET INFORMATION:

UCPI 47

DISCLAIMER: THE USG PRODUCT INFORMATION CONTAINED HEREIN ARE INTENDED FOR USE AS PRODUCT REFERENCE MATERIAL BY ARCHITECTS, ENGINEERS, AND OTHER DESIGN PROFESSIONALS, CONTRACTORS, BUILDING CODE OFFICIALS, OR OTHER COMPETENT CONSTRUCTION INDUSTRY TRADE PROFESSIONALS HAVING AN INTEREST IN THE SELECTION, SPECIFICATION, AND USE OF PRODUCTS MANUFACTURED BY THE SUBSIDIARIES OF USG CORPORATION. THE DRAWINGS ARE INTENDED SOLELY AS TECHNICAL SUPPORT INCIDENT TO THE SALE AND USE OF USG PRODUCTS AND NOT INTENDED TO BE A SUBSTITUTE FOR THE DESIGN REVIEW AND APPROVAL OF THE LICENSED DESIGN PROFESSIONALS FOR THE PROJECT. THESE MATERIALS MAY BE PRINTED AND/OR TRANSFERRED ELECTRONICALLY SOLELY AS NEEDED BY THE USER. BECAUSE CAD ELECTRONIC FILES AND BIM (BUILDING INFORMATION MODELING) FILES CAN BE MODIFIED BY OTHER PARTIES, WITHOUT NOTICE OR INDICATION OF SUCH MODIFICATIONS, MODIFICATION OF USG PRODUCT CAD DRAWINGS IS THE SOLE RESPONSIBILITY OF THE DESIGN PROFESSIONAL.

#12 PRESTRAIGHTENED GALVANIZED WIRE
 @ 4'-0" ON-CENTER ON MAIN TEE.
 3 TWISTS IN 1" MINIMUM WRAP ANCHOR
 DEVICE ABOVE @ 100 LBS. MINIMUM
 PER HANGING POINT. LATERAL BRACING
 AS PER APPLICABLE BUILDING CODE.
 HANGER WIRE BY OTHERS



USG CEILINGS PLUS - ILLUSIONS™
 PANEL JOINT DETAIL 9
 12" = 1'-0"

48



6711 E. Washington Boulevard Los Angeles, California 90040
 Tel. 800-822-3411 - Fax: 323-724-8249
 Email: info@ceilingsplus.com Website: www.ceilingsplus.com

USG CEILINGS PLUS
 ILLUSIONS™

ISSUE RECORD:

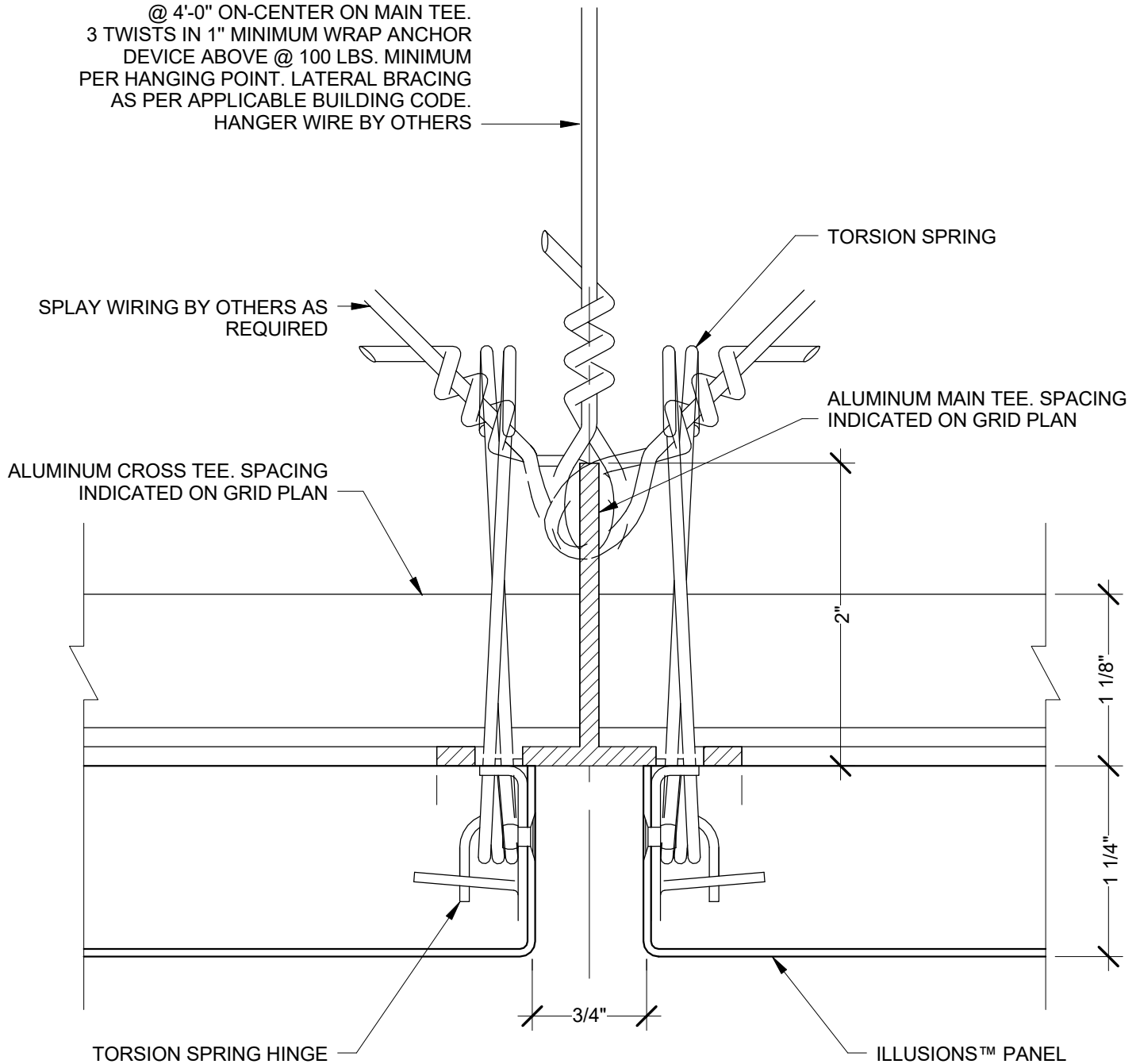
DATE:
 2/8/2019 9:03:03 AM

SHEET INFORMATION:

UCPI 48

DISCLAIMER: THE USG PRODUCT INFORMATION CONTAINED HEREIN ARE INTENDED FOR USE AS PRODUCT REFERENCE MATERIAL BY ARCHITECTS, ENGINEERS, AND OTHER DESIGN PROFESSIONALS, CONTRACTORS, BUILDING CODE OFFICIALS, OR OTHER COMPETENT CONSTRUCTION INDUSTRY TRADE PROFESSIONALS HAVING AN INTEREST IN THE SELECTION, SPECIFICATION, AND USE OF PRODUCTS MANUFACTURED BY THE SUBSIDIARIES OF USG CORPORATION. THE DRAWINGS ARE INTENDED SOLELY AS TECHNICAL SUPPORT INCIDENT TO THE SALE AND USE OF USG PRODUCTS AND NOT INTENDED TO BE A SUBSTITUTE FOR THE DESIGN REVIEW AND APPROVAL OF THE LICENSED DESIGN PROFESSIONALS FOR THE PROJECT. THESE MATERIALS MAY BE PRINTED AND/OR TRANSFERRED ELECTRONICALLY SOLELY AS NEEDED BY THE USER. BECAUSE CAD ELECTRONIC FILES AND BIM (BUILDING INFORMATION MODELING) FILES CAN BE MODIFIED BY OTHER PARTIES, WITHOUT NOTICE OR INDICATION OF SUCH MODIFICATIONS, MODIFICATION OF USG PRODUCT CAD DRAWINGS IS THE SOLE RESPONSIBILITY OF THE DESIGN PROFESSIONAL.

#12 PRESTRAIGHTENED GALVANIZED WIRE
@ 4'-0" ON-CENTER ON MAIN TEE.
3 TWISTS IN 1" MINIMUM WRAP ANCHOR
DEVICE ABOVE @ 100 LBS. MINIMUM
PER HANGING POINT. LATERAL BRACING
AS PER APPLICABLE BUILDING CODE.
HANGER WIRE BY OTHERS



USG CEILINGS PLUS - ILLUSIONS™
PANEL JOINT DETAIL 10
12" = 1'-0"

49



6711 E. Washington Boulevard Los Angeles, California 90040
Tel. 800-822-3411 - Fax: 323-724-8249
Email: info@ceilingsplus.com Website: www.ceilingsplus.com

USG CEILINGS PLUS
ILLUSIONS™

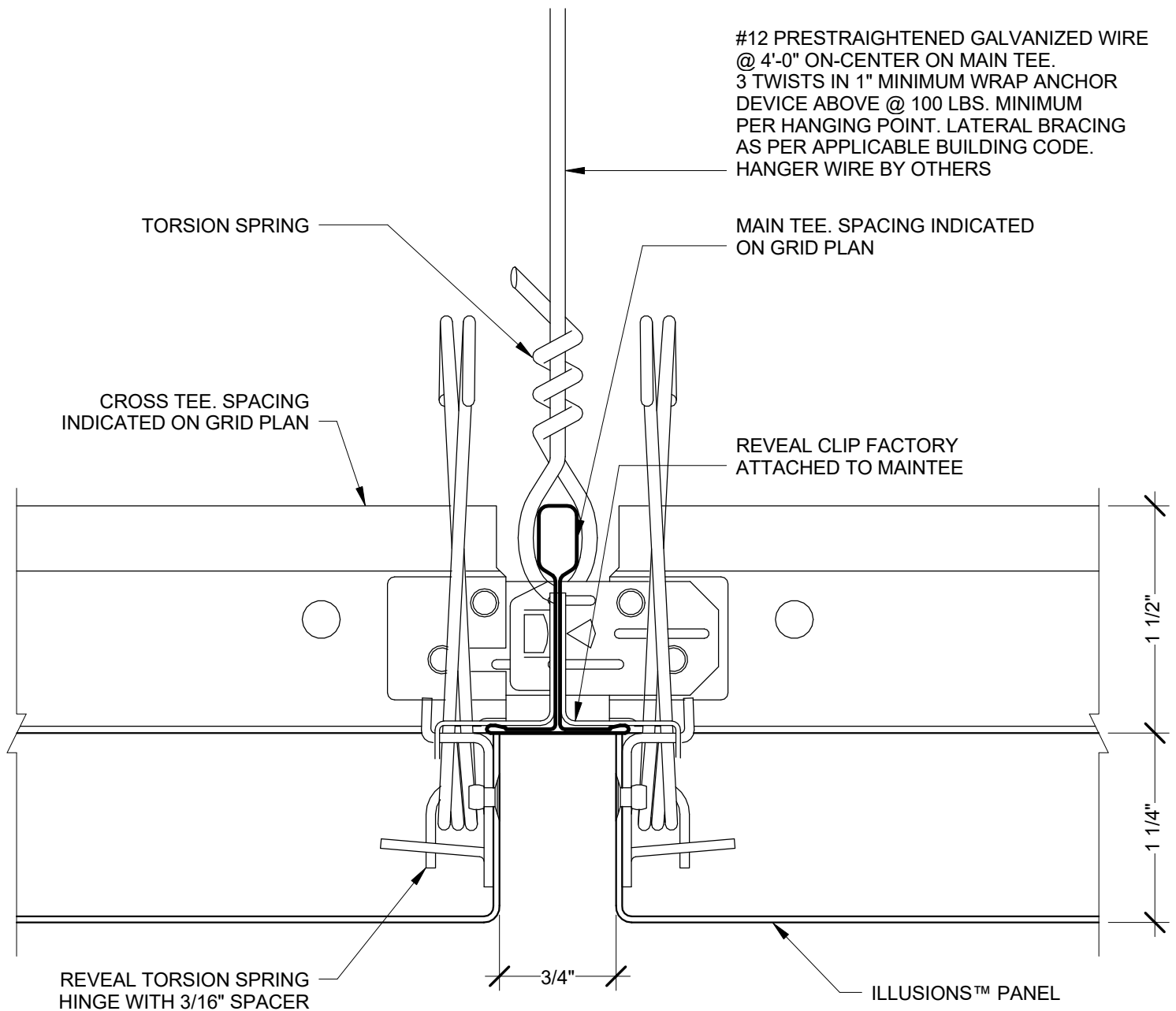
ISSUE RECORD:

DATE:
2/8/2019 9:03:03 AM

SHEET INFORMATION:

UCPI 49

DISCLAIMER: THE USG PRODUCT INFORMATION CONTAINED HEREIN ARE INTENDED FOR USE AS PRODUCT REFERENCE MATERIAL BY ARCHITECTS, ENGINEERS, AND OTHER DESIGN PROFESSIONALS, CONTRACTORS, BUILDING CODE OFFICIALS, OR OTHER COMPETENT CONSTRUCTION INDUSTRY TRADE PROFESSIONALS HAVING AN INTEREST IN THE SELECTION, SPECIFICATION, AND USE OF PRODUCTS MANUFACTURED BY THE SUBSIDIARIES OF USG CORPORATION. THE DRAWINGS ARE INTENDED SOLELY AS TECHNICAL SUPPORT INCIDENT TO THE SALE AND USE OF USG PRODUCTS AND NOT INTENDED TO BE A SUBSTITUTE FOR THE DESIGN REVIEW AND APPROVAL OF THE LICENSED DESIGN PROFESSIONALS FOR THE PROJECT. THESE MATERIALS MAY BE PRINTED AND/OR TRANSFERRED ELECTRONICALLY SOLELY AS NEEDED BY THE USER. BECAUSE CAD ELECTRONIC FILES AND BIM (BUILDING INFORMATION MODELING) FILES CAN BE MODIFIED BY OTHER PARTIES, WITHOUT NOTICE OR INDICATION OF SUCH MODIFICATIONS, MODIFICATION OF USG PRODUCT CAD DRAWINGS IS THE SOLE RESPONSIBILITY OF THE DESIGN PROFESSIONAL.



USG CEILINGS PLUS - ILLUSIONS™
 PANEL JOINT DETAIL 11
 12" = 1'-0"

50



6711 E. Washington Boulevard Los Angeles, California 90040
 Tel. 800-822-3411 - Fax: 323-724-8249
 Email: info@ceilingsplus.com Website: www.ceilingsplus.com

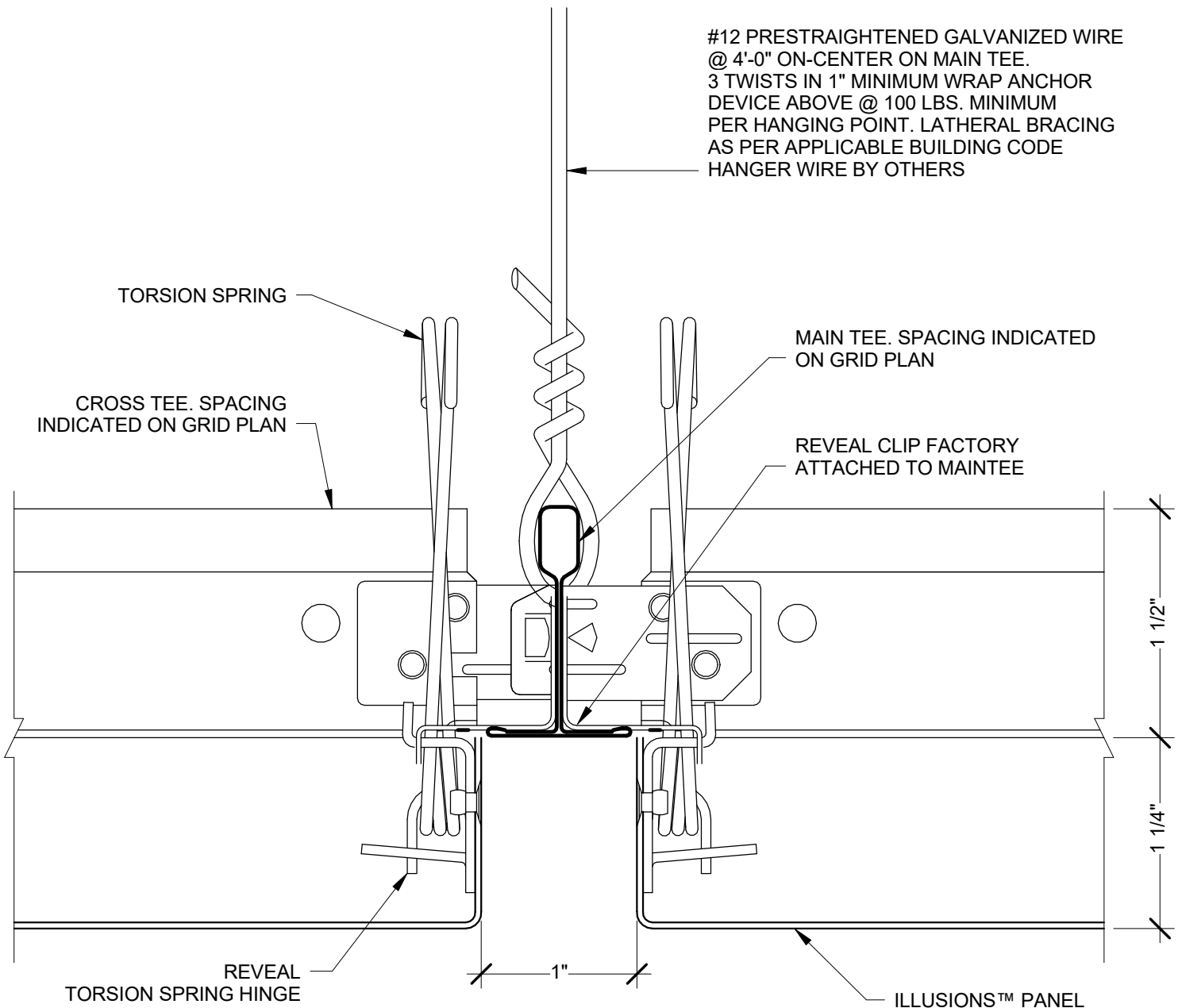
USG CEILINGS PLUS
 ILLUSIONS™

ISSUE RECORD:

 DATE:
 2/8/2019 9:03:04 AM

SHEET INFORMATION:
 UCPI 50

DISCLAIMER: THE USG PRODUCT INFORMATION CONTAINED HEREIN ARE INTENDED FOR USE AS PRODUCT REFERENCE MATERIAL BY ARCHITECTS, ENGINEERS, AND OTHER DESIGN PROFESSIONALS, CONTRACTORS, BUILDING CODE OFFICIALS, OR OTHER COMPETENT CONSTRUCTION INDUSTRY TRADE PROFESSIONALS HAVING AN INTEREST IN THE SELECTION, SPECIFICATION, AND USE OF PRODUCTS MANUFACTURED BY THE SUBSIDIARIES OF USG CORPORATION. THE DRAWINGS ARE INTENDED SOLELY AS TECHNICAL SUPPORT INCIDENT TO THE SALE AND USE OF USG PRODUCTS AND NOT INTENDED TO BE A SUBSTITUTE FOR THE DESIGN REVIEW AND APPROVAL OF THE LICENSED DESIGN PROFESSIONALS FOR THE PROJECT. THESE MATERIALS MAY BE PRINTED AND/OR TRANSFERRED ELECTRONICALLY SOLELY AS NEEDED BY THE USER. BECAUSE CAD ELECTRONIC FILES AND BIM (BUILDING INFORMATION MODELING) FILES CAN BE MODIFIED BY OTHER PARTIES, WITHOUT NOTICE OR INDICATION OF SUCH MODIFICATIONS, MODIFICATION OF USG PRODUCT CAD DRAWINGS IS THE SOLE RESPONSIBILITY OF THE DESIGN PROFESSIONAL.



USG CEILINGS PLUS - ILLUSIONS™
 PANEL JOINT DETAIL 12
 12" = 1'-0"

51



6711 E. Washington Boulevard Los Angeles, California 90040
 Tel. 800-822-3411 - Fax: 323-724-8249
 Email: info@ceilingsplus.com Website: www.ceilingsplus.com

USG CEILINGS PLUS
 ILLUSIONS™

ISSUE RECORD:

DATE:
 2/8/2019 9:03:04 AM

SHEET INFORMATION:

UCPI 51

DISCLAIMER: THE USG PRODUCT INFORMATION CONTAINED HEREIN ARE INTENDED FOR USE AS PRODUCT REFERENCE MATERIAL BY ARCHITECTS, ENGINEERS, AND OTHER DESIGN PROFESSIONALS, CONTRACTORS, BUILDING CODE OFFICIALS, OR OTHER COMPETENT CONSTRUCTION INDUSTRY TRADE PROFESSIONALS HAVING AN INTEREST IN THE SELECTION, SPECIFICATION, AND USE OF PRODUCTS MANUFACTURED BY THE SUBSIDIARIES OF USG CORPORATION. THE DRAWINGS ARE INTENDED SOLELY AS TECHNICAL SUPPORT INCIDENT TO THE SALE AND USE OF USG PRODUCTS AND NOT INTENDED TO BE A SUBSTITUTE FOR THE DESIGN REVIEW AND APPROVAL OF THE LICENSED DESIGN PROFESSIONALS FOR THE PROJECT. THESE MATERIALS MAY BE PRINTED AND/OR TRANSFERRED ELECTRONICALLY SOLELY AS NEEDED BY THE USER. BECAUSE CAD ELECTRONIC FILES AND BIM (BUILDING INFORMATION MODELING) FILES CAN BE MODIFIED BY OTHER PARTIES, WITHOUT NOTICE OR INDICATION OF SUCH MODIFICATIONS, MODIFICATION OF USG PRODUCT CAD DRAWINGS IS THE SOLE RESPONSIBILITY OF THE DESIGN PROFESSIONAL.

#12 PRESTRAIGHTENED GALVANIZED WIRE
@ 4'-0" ON-CENTER ON MAIN TEE
3 TWISTS IN 1" MINIMUM WRAP ANCHOR
DEVICE ABOVE @ 100 LBS. MINIMUM
PER HANGING POINT. LATERAL BRACING
AS PER APPLICABLE BUILDING CODE.
HANGER WIRE BY OTHERS

1/2" OFFSET
TYPICAL @ ENDS

TORSION SPRING

CROSS TEE <1/2">
@ END BAYS TYPICAL

MAIN TEE. SPACING INDICATED
ON GRID PLAN

REVEAL STRIP
FIELD FASTEN
AS REQUIRED TYPICAL

CL-3004 CLIP
FIELD FASTEN
CROSS TO MAIN
@ PERIMETER TYPICAL

ILLUSIONS™ PANEL

TORSION SPRING HINGE

USG CEILINGS PLUS - ILLUSIONS™
PANEL JOINT DETAIL 13
12" = 1'-0"

52



6711 E. Washington Boulevard Los Angeles, California 90040
Tel. 800-822-3411 - Fax: 323-724-8249
Email: info@ceilingsplus.com Website: www.ceilingsplus.com

USG CEILINGS PLUS
ILLUSIONS™

ISSUE RECORD:

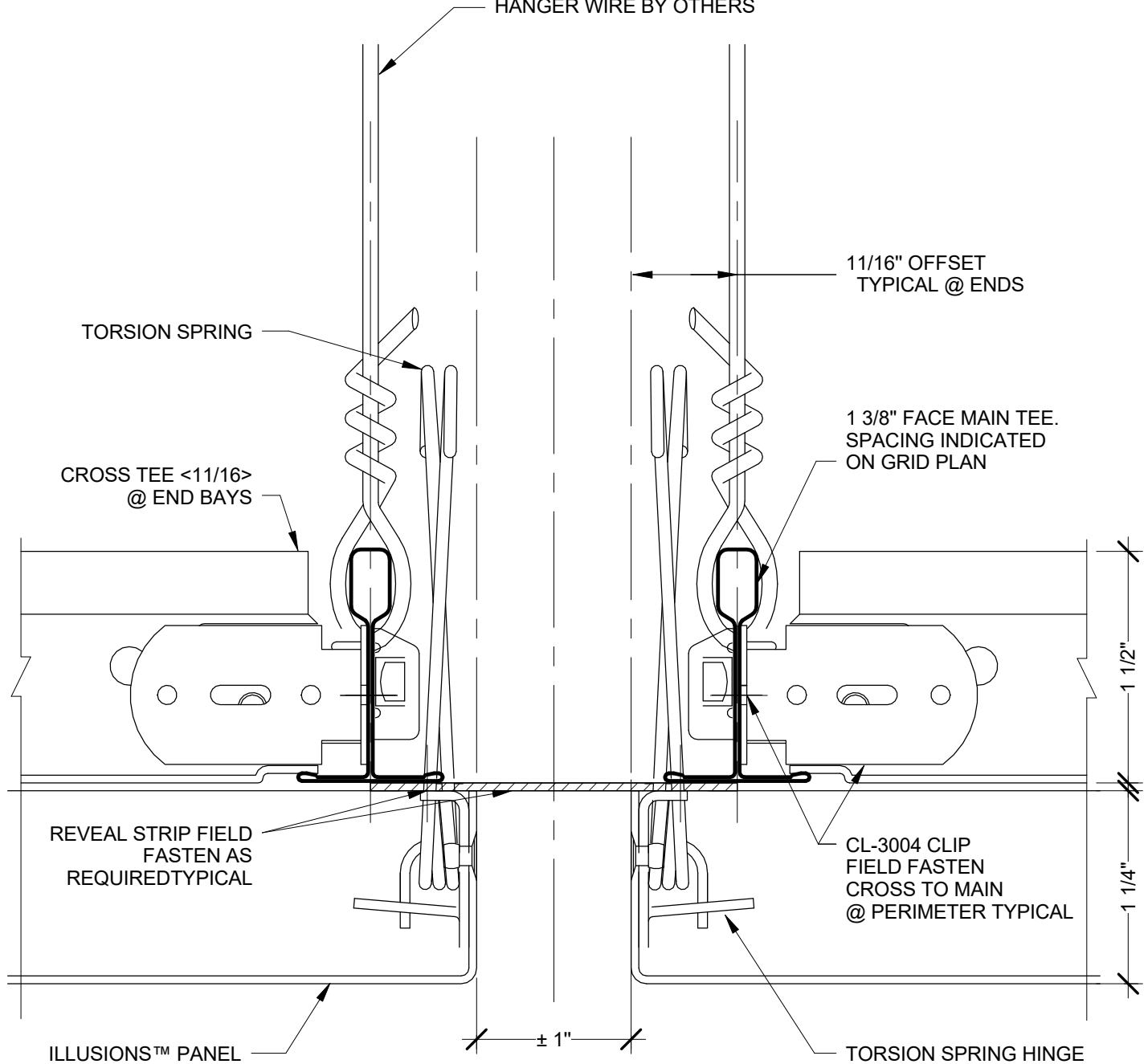
DATE:
2/8/2019 9:03:05 AM

SHEET INFORMATION:

UCPI 52

DISCLAIMER: THE USG PRODUCT INFORMATION CONTAINED HEREIN ARE INTENDED FOR USE AS PRODUCT REFERENCE MATERIAL BY ARCHITECTS, ENGINEERS, AND OTHER DESIGN PROFESSIONALS, CONTRACTORS, BUILDING CODE OFFICIALS, OR OTHER COMPETENT CONSTRUCTION INDUSTRY TRADE PROFESSIONALS HAVING AN INTEREST IN THE SELECTION, SPECIFICATION, AND USE OF PRODUCTS MANUFACTURED BY THE SUBSIDIARIES OF USG CORPORATION. THE DRAWINGS ARE INTENDED SOLELY AS TECHNICAL SUPPORT INCIDENT TO THE SALE AND USE OF USG PRODUCTS AND NOT INTENDED TO BE A SUBSTITUTE FOR THE DESIGN REVIEW AND APPROVAL OF THE LICENSED DESIGN PROFESSIONALS FOR THE PROJECT. THESE MATERIALS MAY BE PRINTED AND/OR TRANSFERRED ELECTRONICALLY SOLELY AS NEEDED BY THE USER. BECAUSE CAD ELECTRONIC FILES AND BIM (BUILDING INFORMATION MODELING) FILES CAN BE MODIFIED BY OTHER PARTIES, WITHOUT NOTICE OR INDICATION OF SUCH MODIFICATIONS, MODIFICATION OF USG PRODUCT CAD DRAWINGS IS THE SOLE RESPONSIBILITY OF THE DESIGN PROFESSIONAL.

#12 PRESTRAIGHTENED GALVANIZED WIRE
@ 4'-0" ON-CENTER ON MAIN TEE.
3 TWISTS IN 1" MINIMUM WRAP ANCHOR
DEVICE ABOVE @ 100 LBS. MINIMUM
PER HANGING POINT. LATERAL BRACING
AS PER APPLICABLE BUILDING CODE.
HANGER WIRE BY OTHERS



USG CEILINGS PLUS - ILLUSIONS™
PANEL JOINT DETAIL 14
12" = 1'-0"

53



6711 E. Washington Boulevard Los Angeles, California 90040
Tel. 800-822-3411 - Fax: 323-724-8249
Email: info@ceilingsplus.com Website: www.ceilingsplus.com

USG CEILINGS PLUS
ILLUSIONS™

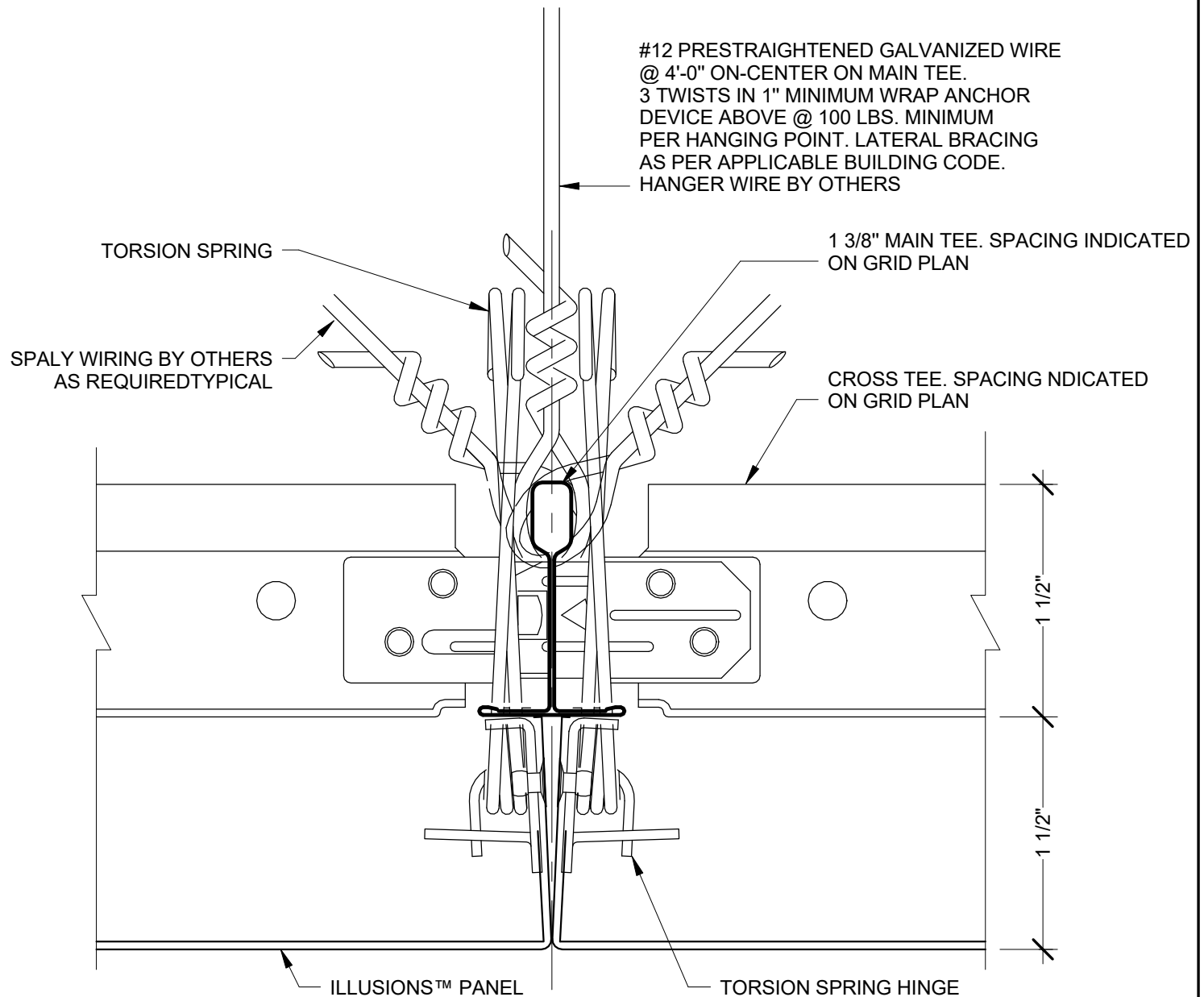
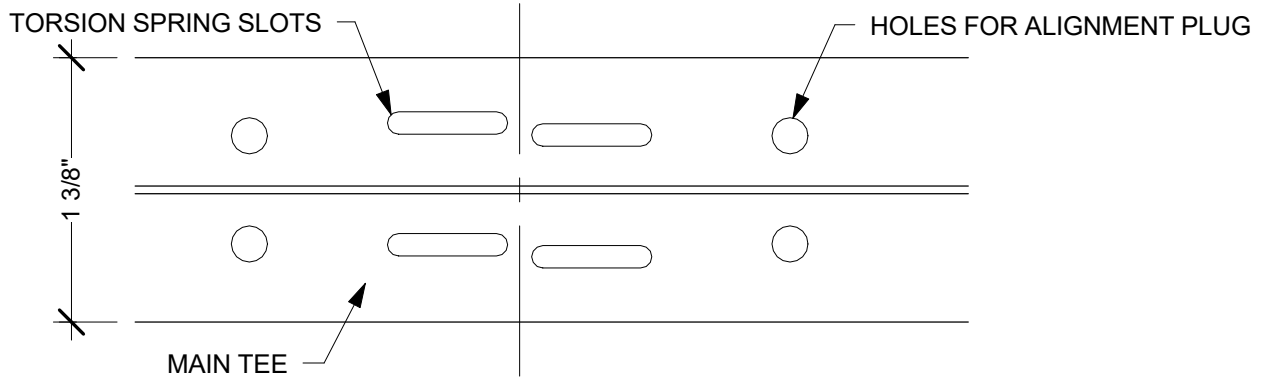
ISSUE RECORD:

DATE:
2/8/2019 9:03:05 AM

SHEET INFORMATION:

UCPI 53

DISCLAIMER: THE USG PRODUCT INFORMATION CONTAINED HEREIN ARE INTENDED FOR USE AS PRODUCT REFERENCE MATERIAL BY ARCHITECTS, ENGINEERS, AND OTHER DESIGN PROFESSIONALS, CONTRACTORS, BUILDING CODE OFFICIALS, OR OTHER COMPETENT CONSTRUCTION INDUSTRY TRADE PROFESSIONALS HAVING AN INTEREST IN THE SELECTION, SPECIFICATION, AND USE OF PRODUCTS MANUFACTURED BY THE SUBSIDIARIES OF USG CORPORATION. THE DRAWINGS ARE INTENDED SOLELY AS TECHNICAL SUPPORT INCIDENT TO THE SALE AND USE OF USG PRODUCTS AND NOT INTENDED TO BE A SUBSTITUTE FOR THE DESIGN REVIEW AND APPROVAL OF THE LICENSED DESIGN PROFESSIONALS FOR THE PROJECT. THESE MATERIALS MAY BE PRINTED AND/OR TRANSFERRED ELECTRONICALLY SOLELY AS NEEDED BY THE USER. BECAUSE CAD ELECTRONIC FILES AND BIM (BUILDING INFORMATION MODELING) FILES CAN BE MODIFIED BY OTHER PARTIES, WITHOUT NOTICE OR INDICATION OF SUCH MODIFICATIONS, MODIFICATION OF USG PRODUCT CAD DRAWINGS IS THE SOLE RESPONSIBILITY OF THE DESIGN PROFESSIONAL.



USG CEILINGS PLUS - ILLUSIONS™
 PANEL JOINT DETAIL 15

54 12" = 1'-0"



6711 E. Washington Boulevard Los Angeles, California 90040
 Tel. 800-822-3411 - Fax: 323-724-8249
 Email: info@ceilingsplus.com Website: www.ceilingsplus.com

USG CEILINGS PLUS
 ILLUSIONS™

ISSUE RECORD:

DATE:
 2/8/2019 9:03:05 AM

SHEET INFORMATION:

UCPI 54

DISCLAIMER: THE USG PRODUCT INFORMATION CONTAINED HEREIN ARE INTENDED FOR USE AS PRODUCT REFERENCE MATERIAL BY ARCHITECTS, ENGINEERS, AND OTHER DESIGN PROFESSIONALS, CONTRACTORS, BUILDING CODE OFFICIALS, OR OTHER COMPETENT CONSTRUCTION INDUSTRY TRADE PROFESSIONALS HAVING AN INTEREST IN THE SELECTION, SPECIFICATION, AND USE OF PRODUCTS MANUFACTURED BY THE SUBSIDIARIES OF USG CORPORATION. THE DRAWINGS ARE INTENDED SOLELY AS TECHNICAL SUPPORT INCIDENT TO THE SALE AND USE OF USG PRODUCTS AND NOT INTENDED TO BE A SUBSTITUTE FOR THE DESIGN REVIEW AND APPROVAL OF THE LICENSED DESIGN PROFESSIONALS FOR THE PROJECT. THESE MATERIALS MAY BE PRINTED AND/OR TRANSFERRED ELECTRONICALLY SOLELY AS NEEDED BY THE USER. BECAUSE CAD ELECTRONIC FILES AND BIM (BUILDING INFORMATION MODELING) FILES CAN BE MODIFIED BY OTHER PARTIES, WITHOUT NOTICE OR INDICATION OF SUCH MODIFICATIONS, MODIFICATION OF USG PRODUCT CAD DRAWINGS IS THE SOLE RESPONSIBILITY OF THE DESIGN PROFESSIONAL.